



SEEK AND FIND

LIFT-THE-FLAP LESSON PLAN



AIM

To teach the children that Jesus is God's Son and the King of kings.

LESSON PREPARATION

You will need to gather these props:

- A copy of Seek and Find The First Christmas
- A toy man and woman
- A baby/doll in a blanket
- A toy or cuddly sheep
- A paper star (print-out provided) to stick at the back of the room before the children arrive
- A gold crown (print-out provided)

Read through the book and the lesson prompts below before the lesson.

Read this page:



Talking points:

- It's very unusual for an angel to appear. (It must be important news!)
- How would it have felt to be visited by an angel?
- Who could the special baby be? Emphasise this baby was God's Son.

Read this page:



Hold your two figures and pretend to take them on a loooong journey around the room. Talk about the journey being long and tiring.

- Reinforce that Bethlehem is where God had promised his Son would be born. This was no accident, God always keeps his promises.

Read this page:



Find something to knock on. Use your foot to make banging noises if necessary. Get the children to do the same. Do this all together and then get everyone in the room to say/shout "NO ROOM!" Repeat this action three times.

- Talk about there being no room for God's Son and that he came with nothing — Jesus is our humble King.



Read this page:



Hold the baby wrapped in a blanket to show the children. Talk about / expand on the conditions the Son of God was born into.

Talk about where many children are born (hospital/home) compared with where Jesus was born and the contrast between them...

Warm	vs	Cold
Clean		Dirty/smelly
Doctors and nurses		All alone
Bed prepared		Not even a bed/cot

Read this page:



Hold the toy sheep. Tell the children:

- Shepherds look after sheep at night to keep them safe.
- How special it would have been to be visited by an angel. How does the shepherd look in the picture? How would you feel?
- This part of the story tells us that Jesus is our Rescuer – ask the children what Jesus might have come to rescue us from?

Read this page:




Point to the star at the back of the room.

The wise men knew the star was special and followed it. They wanted to know what God had done.

- Jesus is our promised King. The wise men knew this, so they just had to go to find and see Jesus for themselves.

Read this page:




Take a crown and put it on your head, cross your arms and look grumpy.

Ask the child if they think King Herod was a good or bad king?

Ask them who the true king was?

Jesus is our true King

Read this page:



Now put the crown on the baby's head. Ask the children what presents you'd normally give to a baby (toy, blankets, clothes...).

The wise men brought Jesus presents you'd expect to be given to a king. The wise men know that this wasn't an ordinary baby. Jesus is our King of kings.

END WITH A PRAYER

Dear Jesus.

We thank you that you are God's Son and that you always keep your promises.

Thank you that you were so humble that you came as a baby so that you could one day rescue us.


You are the true King of kings.


Help us this Christmas to remember how much you love us and help us to love you more . Amen



STAR

Cut out this star to stick at the back of the room before the lesson starts.





PAPER CROWN

Print as many as you need and stick together at the tabs to create a crown for your baby.