



SEEK AND FIND

LIFT-THE-FLAP LESSON PLAN



AIM

To teach the children that Jesus is God's Son and the King of kings.


LESSON PREPARATION

You will need to gather these props:

- A copy of *Seek and Find The First Christmas Lift-the-Flap book*
- A toy man and woman
- A baby/doll in a blanket
- A toy or cuddly sheep
- A paper star (print-out provided) to stick at the back of the room before the children arrive
- A gold crown (print-out provided)

Read through the book and the lesson prompts below before the lesson.


Read pages 1 and 2 and open the flap to
Seek and Find angel Gabriel.



Talking points. Choose one to talk about / elaborate on with your children.

- How might Mary have felt?
- How special would it have been to be visited by an angel?
- Who could the special baby be?

Read pages 3 and 4 and open the flap to
Seek and Find tired Mary.



Hold your two figures and pretend to take them on a looong journey around the room. Talk about the journey being long and tiring.


Read pages 5 and 6 and open the flap to
Seek and Find the grumpy Innkeeper.



Find something to knock on. Use your foot to make banging noises if necessary. Get the children to do the same. Do this all together and then get everyone in the room to say/shout "NO ROOM!" Repeat this action three times.



Read pages 7 and 8 and open the flap to Seek and Find baby Jesus.



That night, Mary had her baby. She laid him in a manger. He was Jesus, God's perfect Son.

1 Can you find the baby Jesus?

Hold the baby wrapped in a blanket to show the children. Talk about / expand on the conditions the Son of God was born into.

Read pages 9 and 10 and open the flap to Seek and Find the Angel's message.



That night, the angel told some shepherds the exciting news about Jesus!



2 Can you find the angel's message?

Hold the toy sheep. Tell the children:

- Shepherds look after sheep at night to keep them safe.
- How special it would have been to be visited by an angel. How does the shepherd look in the picture? How would you feel?

Read pages 11 and 12 and open the flap to Seek and Find the star.



Far away in the east, some wise men saw a star that showed them where to find Jesus.

3 Can you find the special star?

Point to the star at the back of the room.

The wise men knew the star was special and followed it. They wanted to know what God had done.

Read pages 13 and 14 and open the flap to Seek and Find the three gifts.



They gave Jesus special gifts. They knew Jesus was the King of kings.



4 Can you find the three gifts?

Take the crown and put it on the baby's head. Explain that even though baby Jesus is small, he is God's Son – the King of kings.

Open the flap to Seek and Find the King of kings. Now read the prayer.




Dear Jesus,
Thank you that you love me so much that you came into this world as a baby.
Help me to love you more this Christmas.
Amen.


Did you find me on every page?



STAR

Cut out this star to stick at the back of the room before the lesson starts.





PAPER CROWN

Print as many as you need and stick together at the tabs to create a crown for your baby.