



CLICK®

UNIT 9 : 3-5s

Cradle to crown

Jesus' birth to ascension from Luke's Gospel

Photocopiable masters for downloading

The following photocopiable masters are designed to be used with Unit 9 of CLICK (3-5s).

The contents remain the copyright of The Good Book Company. These masters may only be used by leaders who have purchased CLICK (3-5s) to use with their group. You can find full details of the CLICK teaching curriculum from our website (www.thegoodbook.co.uk) or by phoning a member of our admin team on 0845 225 0880.



The small print

CLICK is based on the kids@church programme from CEP Australia. The material has been revised, expanded and redesigned for use in the UK. Original material written by Monique Mannile, Justine Harding. Revised and expanded by Alison Mitchell (alison@thegoodbook.co.uk).

Designs by Wild Associates Ltd and Jon Bradley. Extra illustrations by Kirsty McAllister.

CLICK is published by The Good Book Company, 37 Elm Road, New Malden, Surrey, KT3 3HB, UK. Tel: 0845 225 0880. www.thegoodbook.co.uk
Bible verses taken from Contemporary English Version (CEV) © American Bible Society 1991.






CLICK[®] 3-5s PLANNING SHEET

Use this sheet to plan your session—or fill it in quickly at the end of the session so that the leader next week knows what has been taught, how the session went, which songs were sung etc. You may find it helpful to keep these planning sheets in a ringbinder at church.


Session: _____

Date: _____

Leader's name: _____

 Start up	Comments
 Bible focus	
 Teaching time	
 Bringing it together	
 Activities	

Notes for next week:



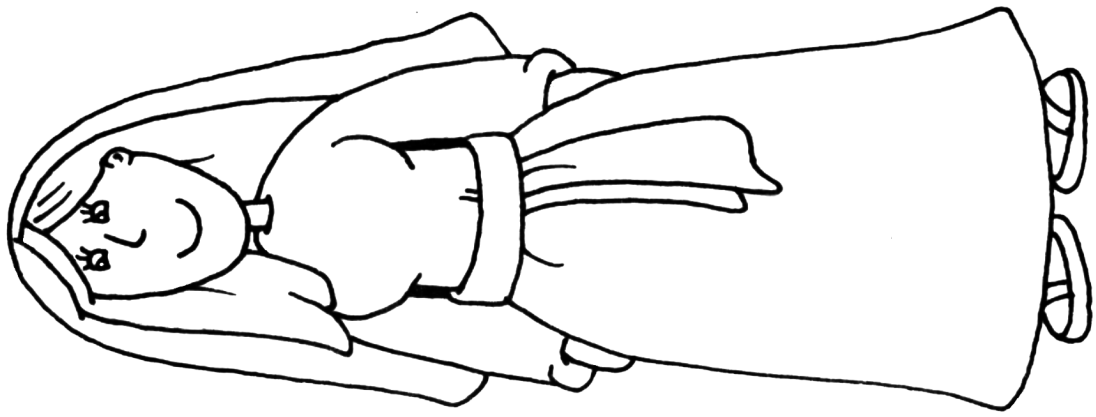
© The Good Book Company 2007

The purchaser of CLICK Unit 9 (3-5s) is entitled to photocopy this page for use with his or her group.



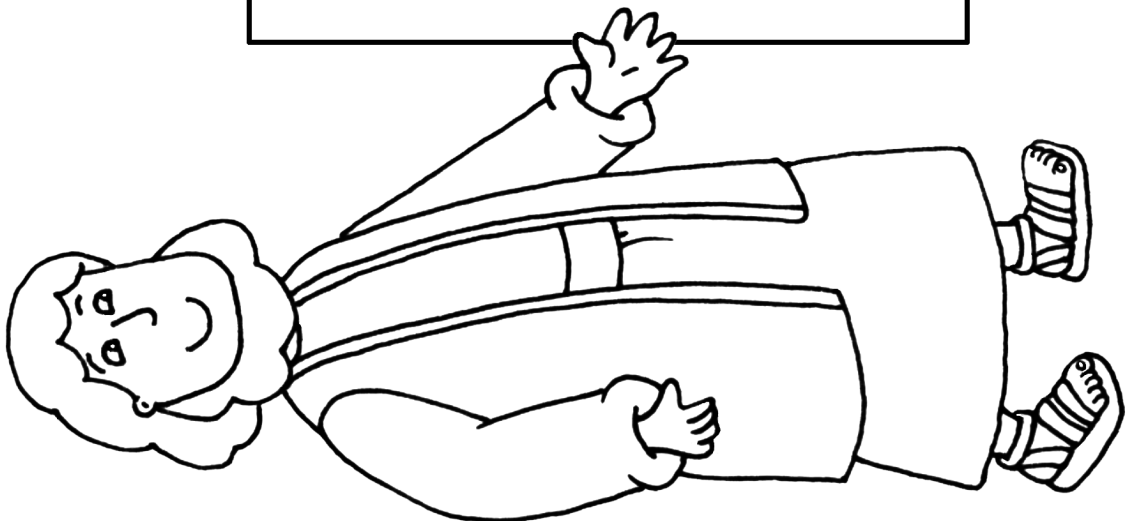
© The Good Book Company 2007


The purchaser of CLICK Unit 9 (3-5s) is entitled to photocopy this page for use with his or her group.



**For to us
a child is born,
to us a
son is given.**


Isaiah 9:6a








© The Good Book Company 2007

The purchaser of CLICK Unit 9 (3-5s) is entitled to photocopy this page for use with his or her group.






me



my dad

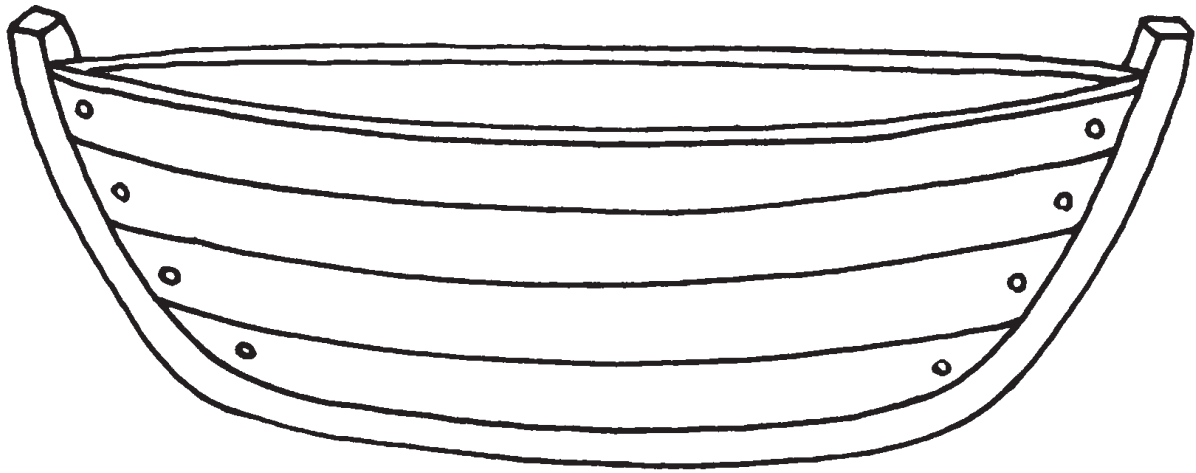


Jesus' Father


For to us a child is born,

To us a Son is given.

Isaiah 9 v 6



Boat 1



Jesus



Simon Peter

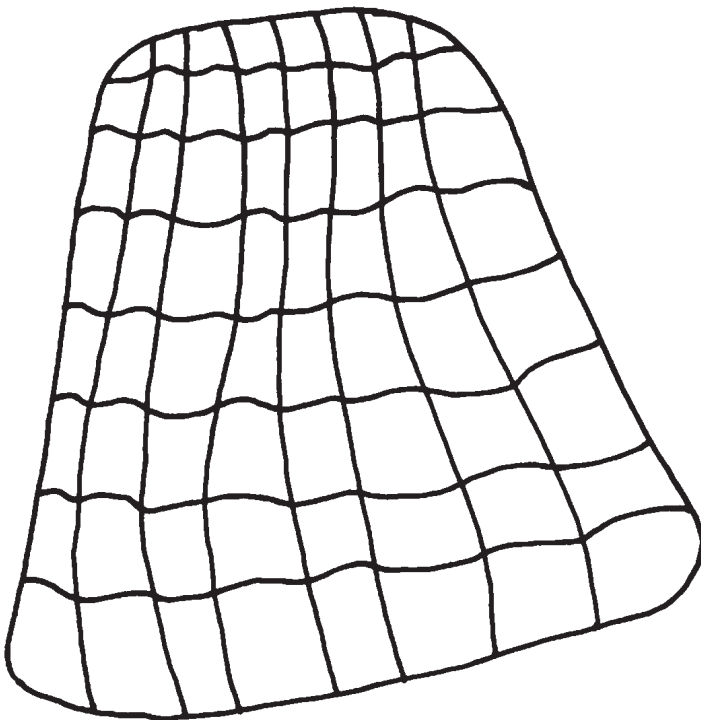
© The Good Book Company 2007

The purchaser of CLICK Unit 9 (3-5s) is entitled to photocopy this page for use with his or her group.




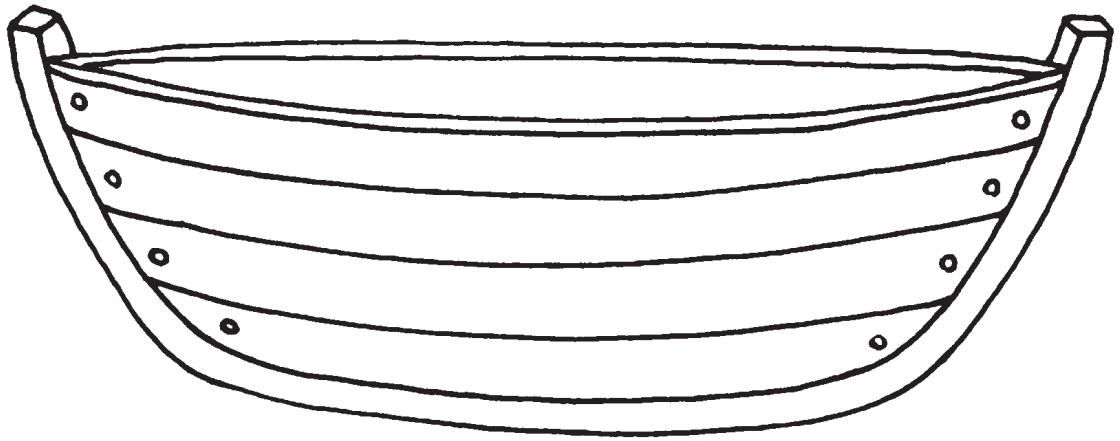
Crowd

Empty net



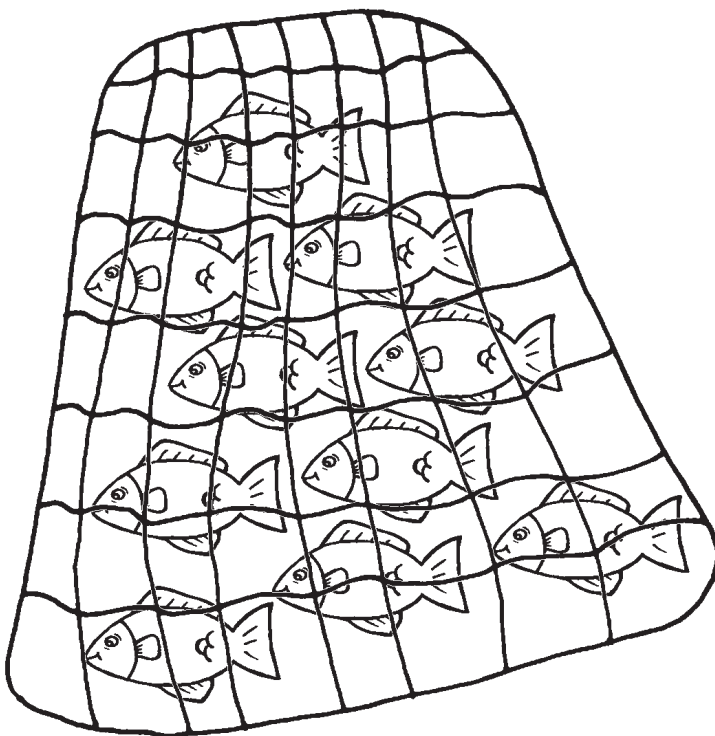
Fish






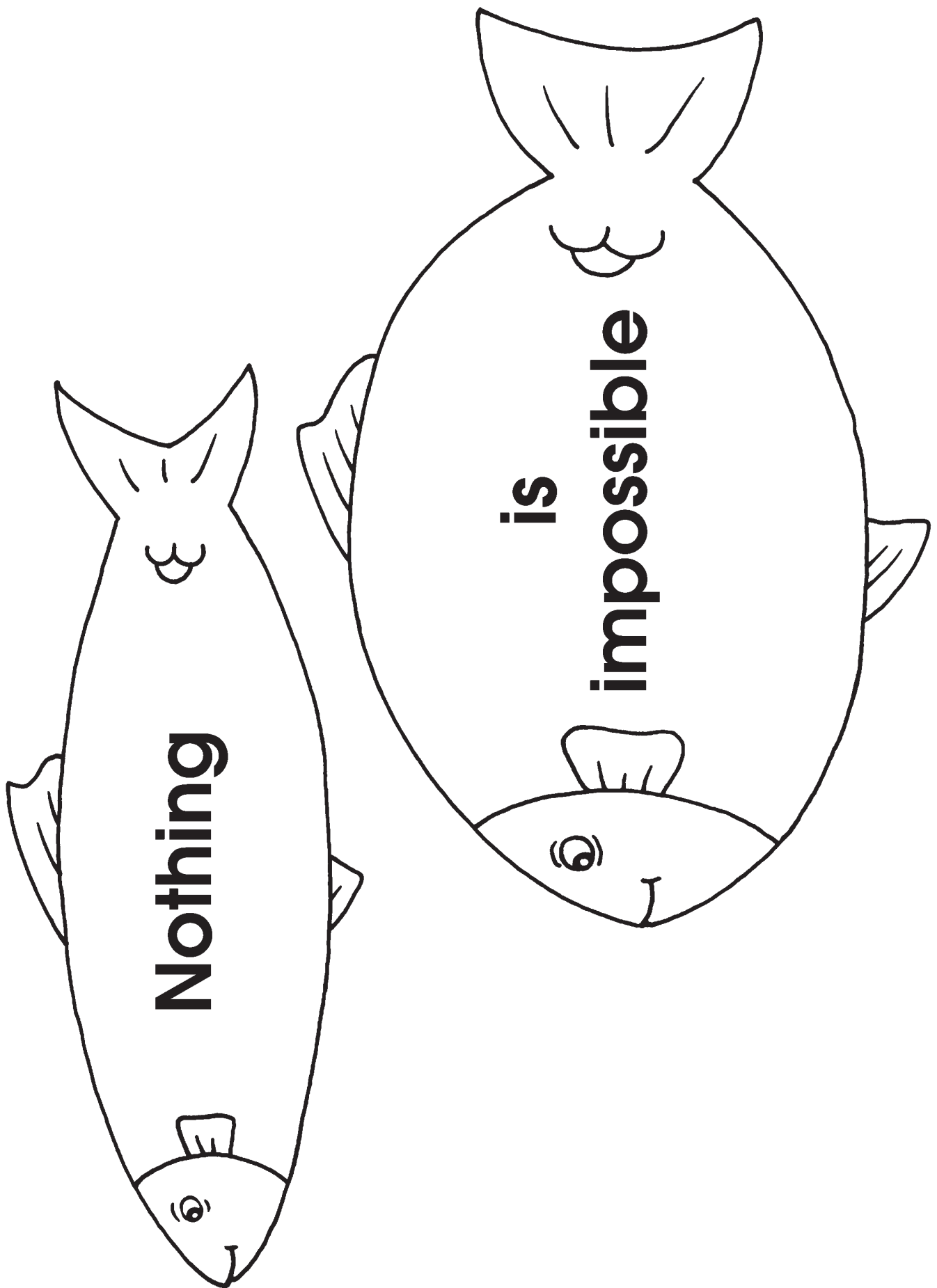
Boat 2

Fish in net



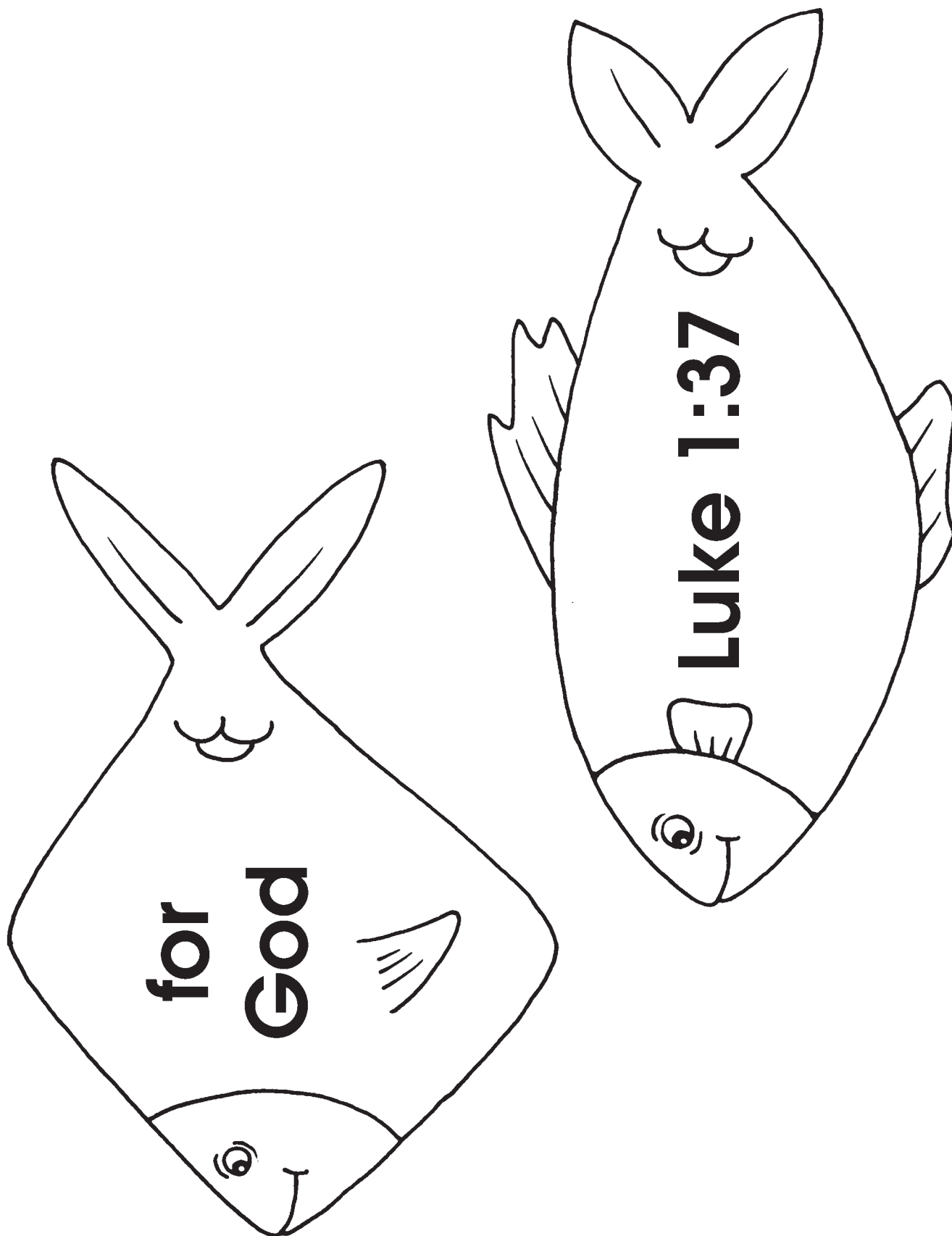
James and John





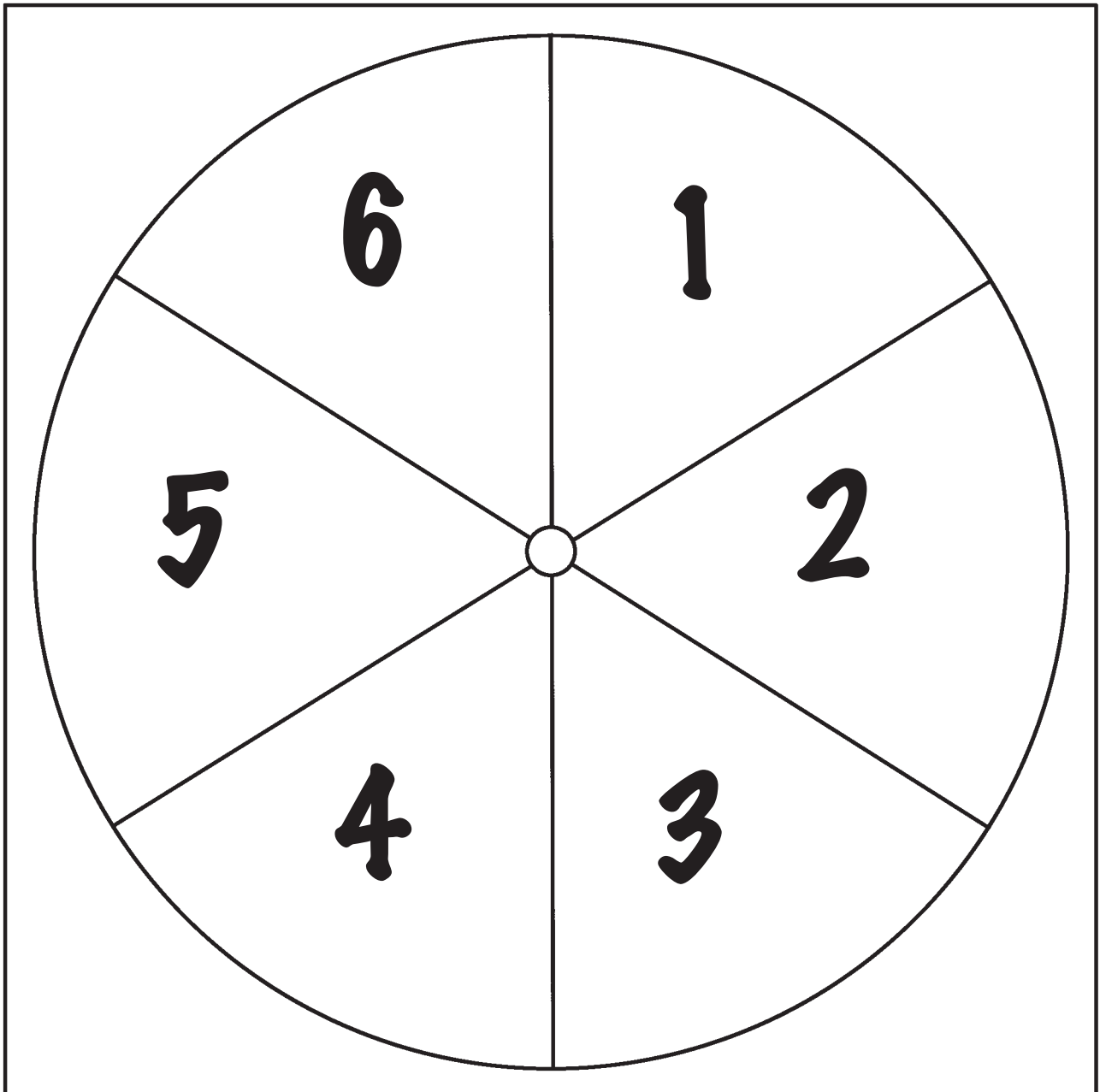
© The Good Book Company 2007

The purchaser of CLICK Unit 9 (3-5s) is entitled to photocopy this page for use with his or her group.




© The Good Book Company 2007

The purchaser of CLICK Unit 9 (3-5s) is entitled to photocopy this page for use with his or her group.




© The Good Book Company 2007

The purchaser of CLICK Unit 9 (3-5s) is entitled to photocopy this page for use with his or her group.

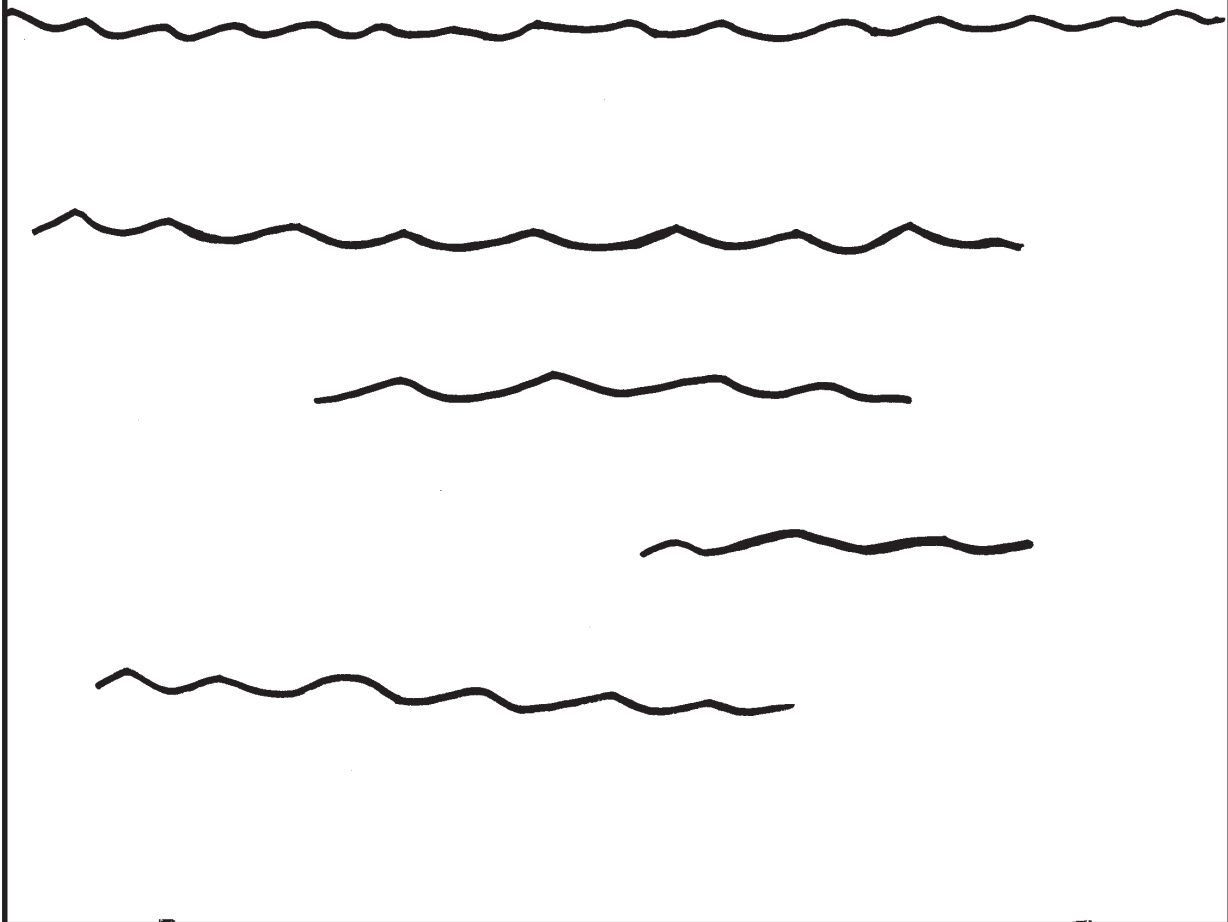



© The Good Book Company 2007

The purchaser of CLICK Unit 9 (3-5s) is entitled to photocopy this page for use with his or her group.




X




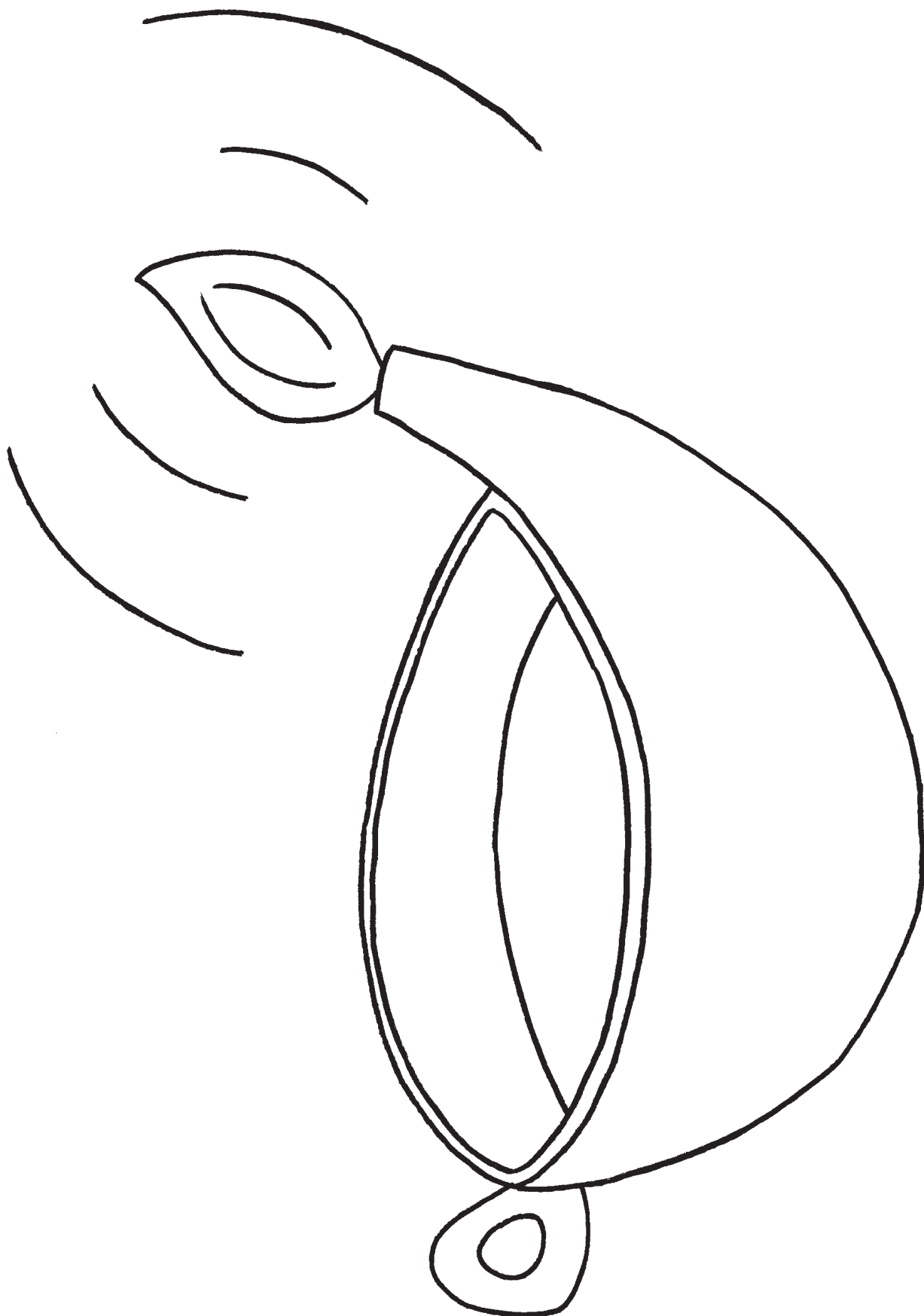


**Nothing is impossible
for God.**

Luke 1:37

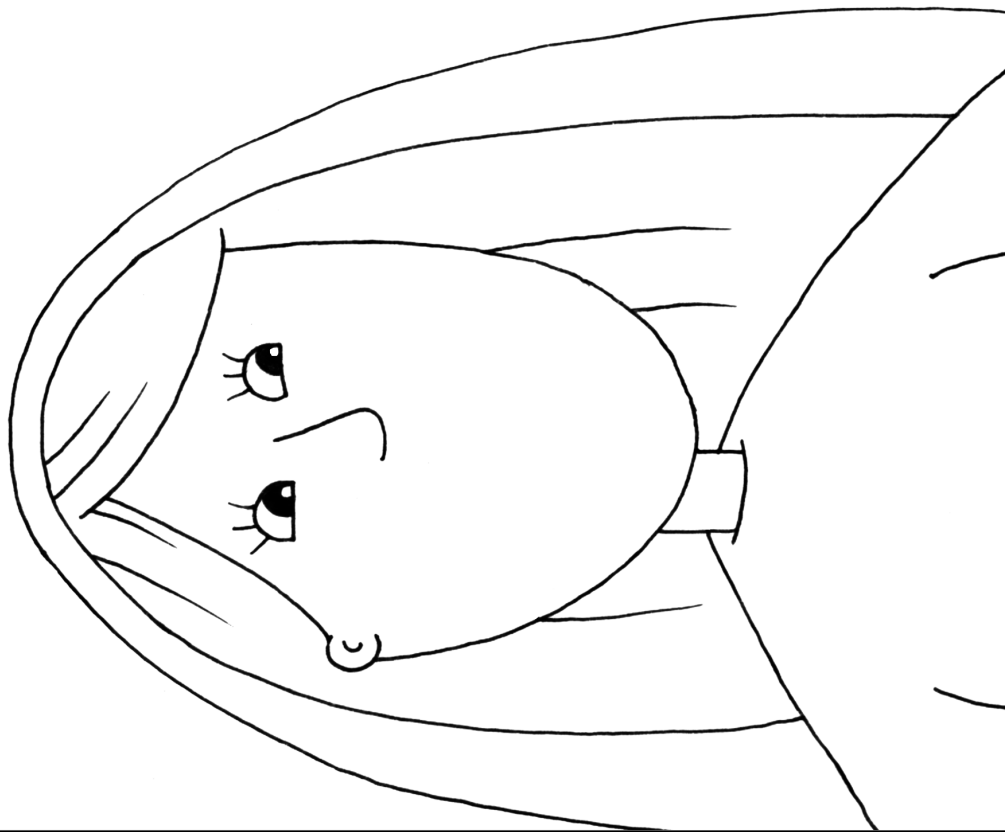






© The Good Book Company 2007
The purchaser of CLICK Unit 9 (3-5s) is entitled to photocopy this page for use with his or her group.

The son of Man came to look for and



to save people who are lost. Luke 19:10



Moving memory verse

Gear

- A prepared photocopy of pages 66–67 and a craft stick for each child
- Scissors
- Coloured pens and pencils
- Glue or adhesive tape
- Pre-cut material shapes (optional)

Cut out the son and arms from page 66. Cut a slit along the road on page 67, as well as two either side of the father in order to slip the arms through. Let the children colour in the scene, the son and the father's arms. (Alternatively, stick on pre-cut material shapes for clothes.) The leader should help the children attach a craft stick to the son and put the father's arms through the slit. Fold the arms in.

Move the son along the road towards the father. The father's arms are opened as the son approaches. Retell the story with the children's help as you complete the activity.

Encourage the children to take the completed sheets home and retell the story to their families.



Munchies

Gear

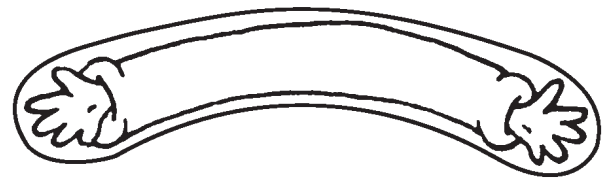
- Welcome sign (see **Welcoming sign**)
- Party food
- Juice or water, and cups

Put up the 'Welcome sign', explaining to the children as you do so that people often hold a welcoming home party for people who have been away for a long time, visiting or working in another country. Enjoy party food such as crisps and sweets to celebrate that we are welcome in God's family, when we turn back to God and say that we are 'sorry' for not wanting Him to be boss in our lives.



News flash

Use one of the ideas for birthdays and news from pages 79 and 80.



Father's arms



Son



Think about it

Did the children learn:


- that God is a loving father who welcomes those who return to Him?
- what it means to repent and receive God's forgiveness?
- that God delights in them when they turn to Him in love and trust?



Think ahead

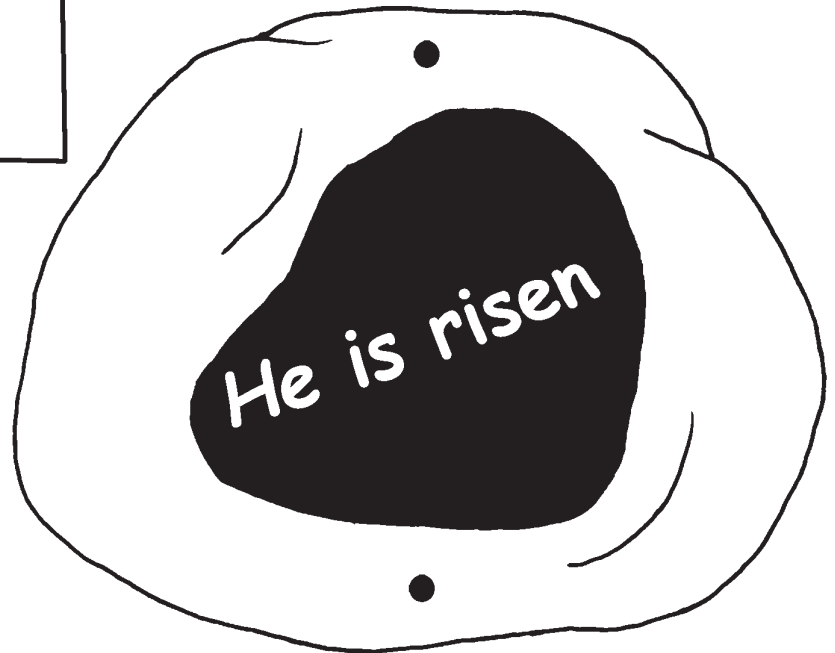

You will need: to prepare the **Leader's 10a** and **10b posters**, and **Children's 10a** and **10b posters**; memory verse poster from Session 7.

Refer to **Gear** for **Session 10** (page 69).



© The Good Book Company 2007

The purchaser of CLICK Unit 9 (3-5s) is entitled to photocopy this page for use with his or her group.



**We know what
love is because
Jesus gave His
life for us.**

1 John 3 v 16

