



CLICK®

UNIT 8 : 3-5s

God keeps His promises From Exodus

Photocopiable masters for downloading

The following photocopiable masters are designed to be used with Unit 8 of CLICK (3-5s).

The contents remain the copyright of The Good Book Company. These masters may only be used by leaders who have purchased CLICK (3-5s) to use with their group. You can find full details of the CLICK teaching curriculum from our website (www.thegoodbook.co.uk) or by phoning a member of our admin team on 0845 225 0880.



The small print

CLICK is based on the kids@church programme from CEP Australia. The material has been revised, expanded and redesigned for use in the UK. Original material written by Monique Mannile, Sue Aiken, Rhonda Watson. Revised and expanded by Alison Mitchell (alison@thegoodbook.co.uk). Designs by Wild Associates Ltd and Jon Bradley. Extra illustrations by Kirsty McAllister. CLICK is published by The Good Book Company, 37 Elm Road, New Malden, Surrey, KT3 3HB, UK. Tel: 0845 225 0880. www.thegoodbook.co.uk Bible verses taken from Contemporary English Version (CEV) © American Bible Society 1991.






CLICK[®] 3-5_s PLANNING SHEET

Use this sheet to plan your session—or fill it in quickly at the end of the session so that the leader next week knows what has been taught, how the session went, which songs were sung etc. You may find it helpful to keep these planning sheets in a ringbinder at church.

Session: _____


Date: _____

Leader's name: _____

 Start up	Comments
 Bible focus	
 Teaching time	
 Bringing it together	
 Activities	

Notes for next week:

God sent Moses to lead his people.





© The Good Book Company 2007

The purchaser of CLICK Unit 8 (3-5s) is entitled to photocopy this page for use with his or her group.



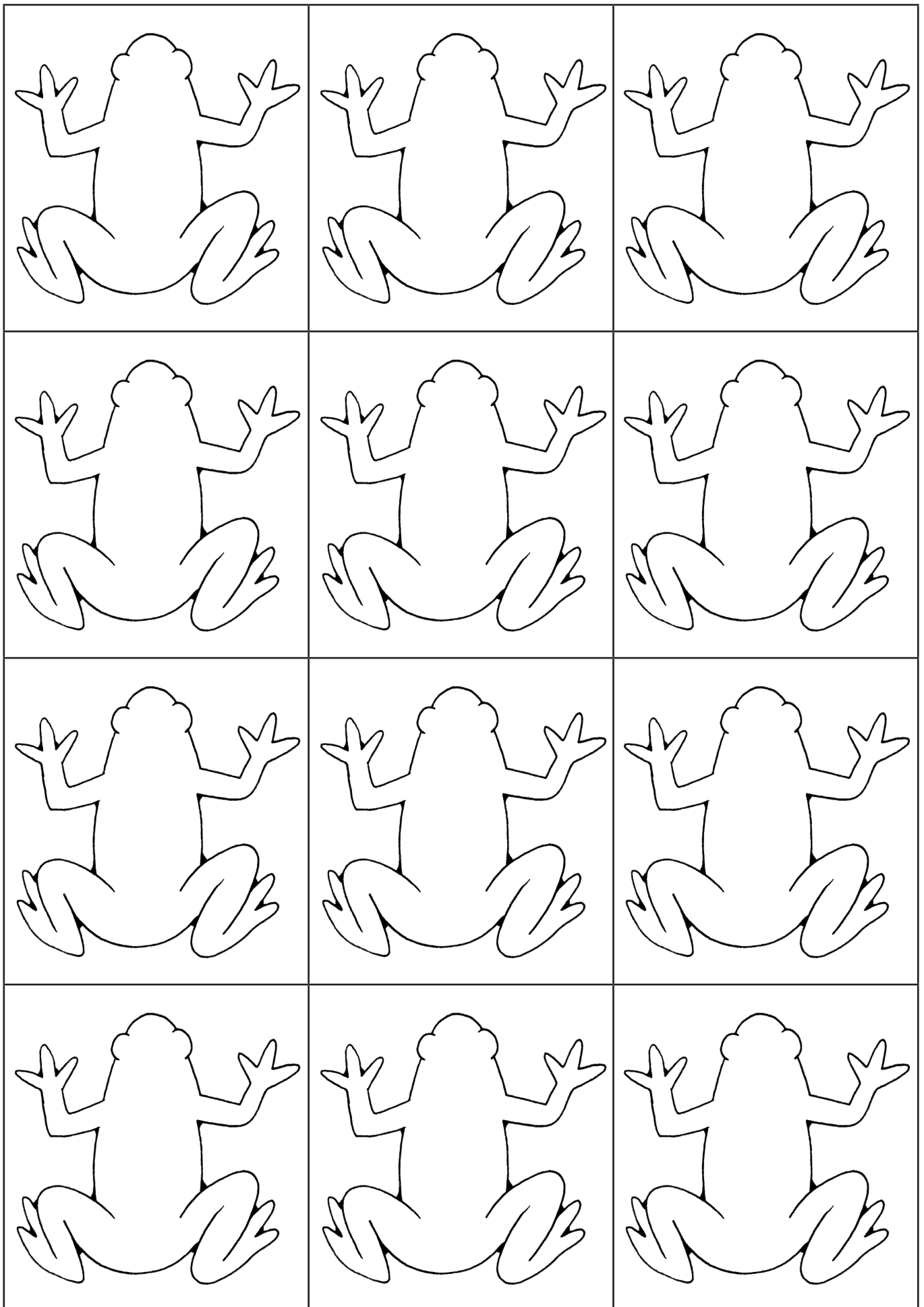






**When His people pray for help,
He listens and rescues them
from their troubles.**

Psalms 34 v 17 (CEV)



© The Good Book Company 2007

The purchaser of CLICK Unit 8 (3-5s) is entitled to photocopy this page for use with his or her group.

Passover foods and meanings

The **flat bread** reminds us that the Israelites did not have time to wait for their bread to rise when they left Egypt. It reminds us of both slavery and freedom.


The **lamb** reminds us of how God spared the Israelites. It also reminds us of Jesus whose death saved us from our sins.

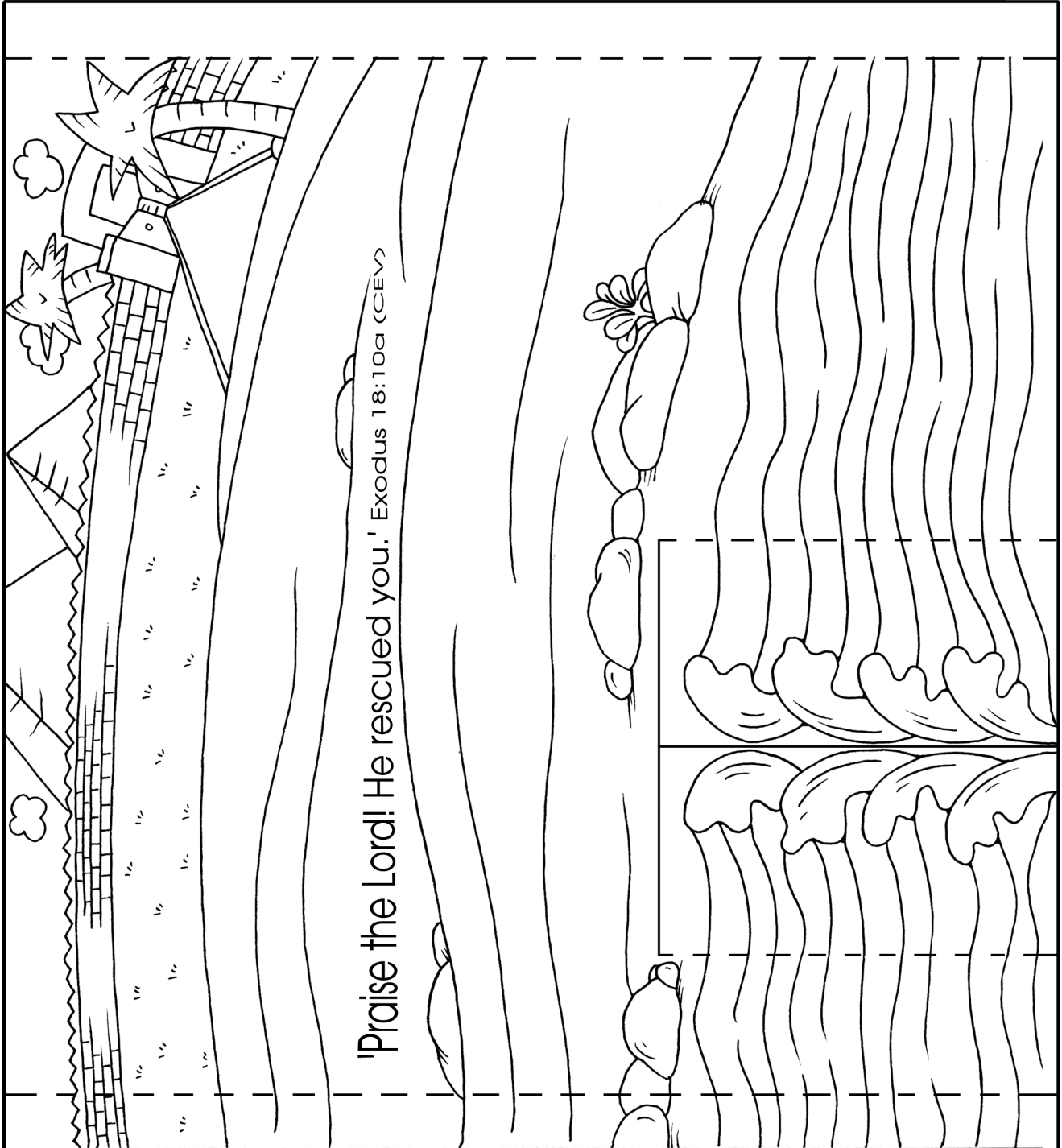

The **salt water** reminds us of the tears God's people cried. The **greens** remind us of life. When we dip the **greens** into the **salt water** we remember that the life of the Israelites in Egypt was sad.

The **egg** reminds us of life.

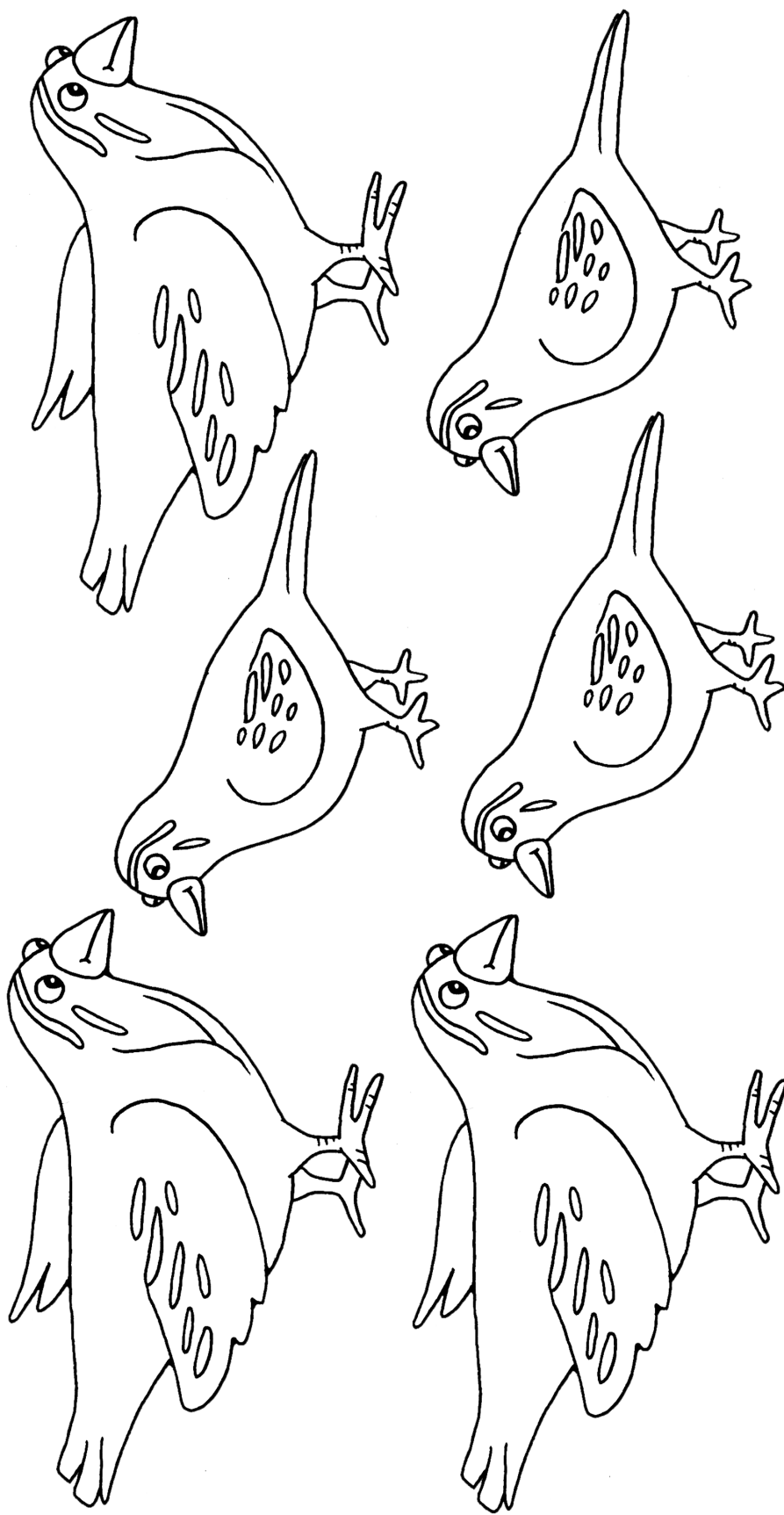
The sweet **charoset** reminds us of the mortar use by the Israelites when they were slaves in Egypt.

The **bitter herbs** remind us of the bitterness of the life that the Israelites experienced in Egypt.



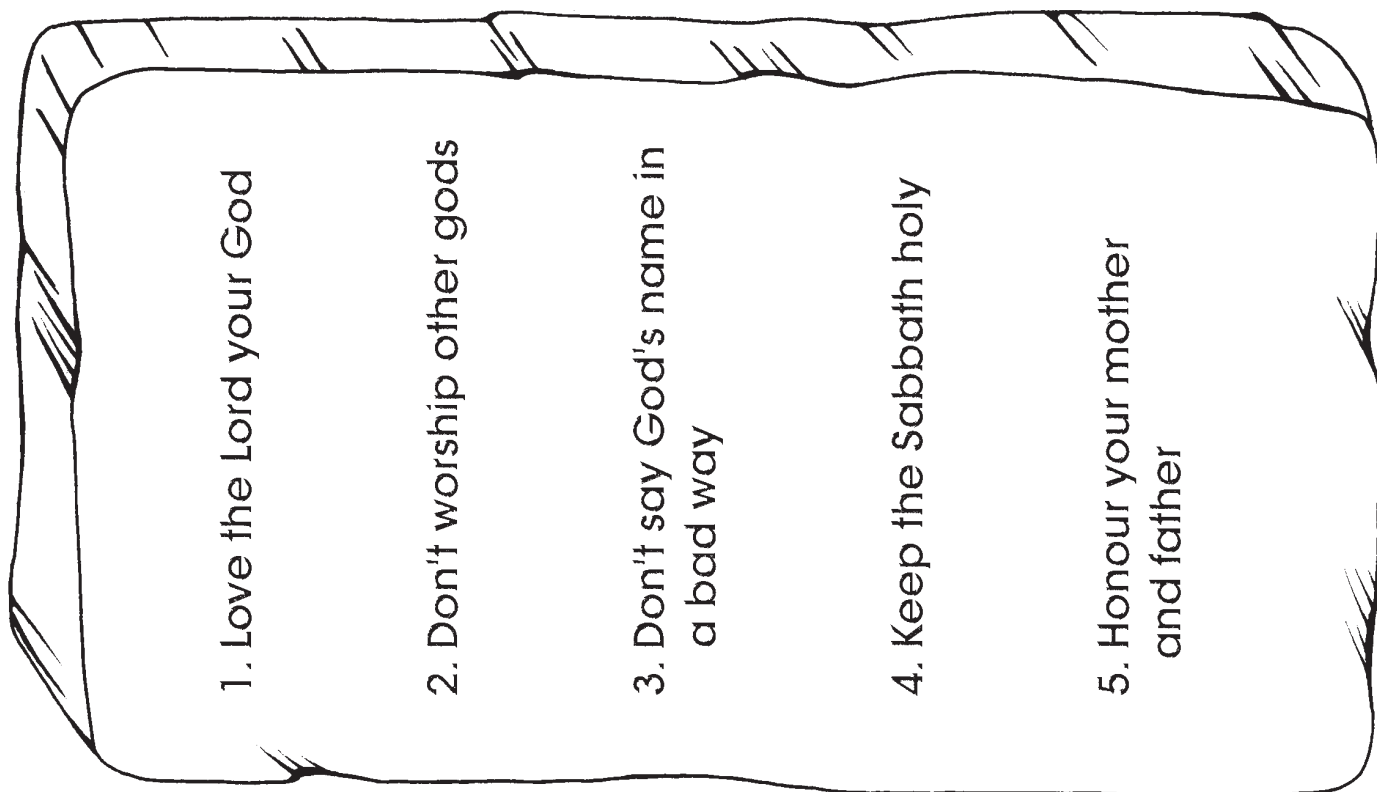


'Praise the Lord! He rescued you.' Exodus 18:10a (CEV)



'Praise the Lord! He rescued you...'

Exodus 18:10a



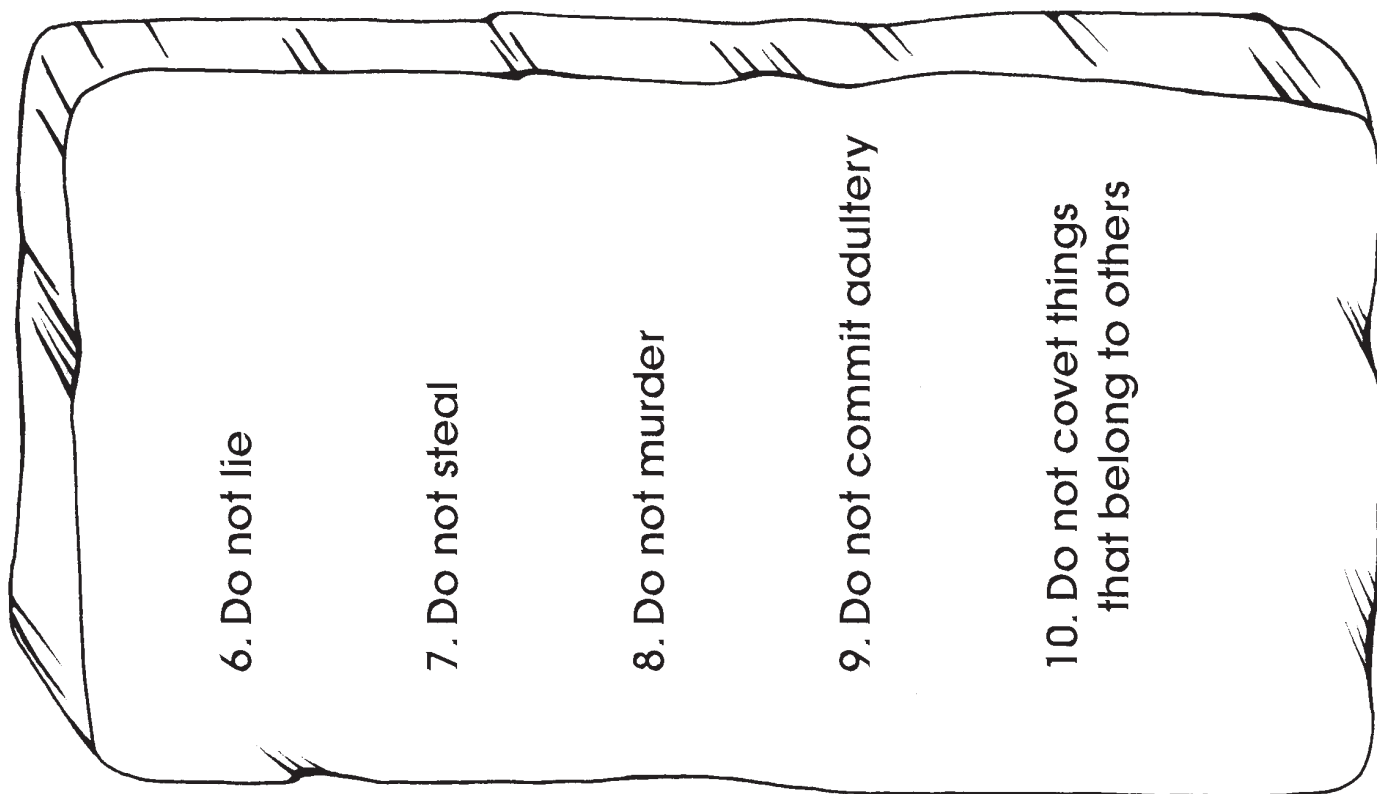
1. Love the Lord your God

2. Don't worship other gods

3. Don't say God's name in
a bad way

4. Keep the Sabbath holy

5. Honour your mother
and father



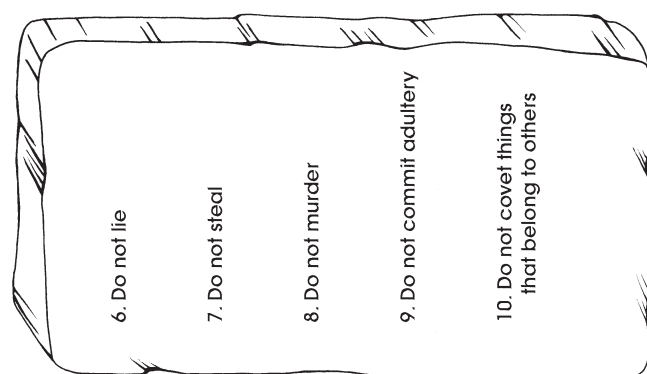
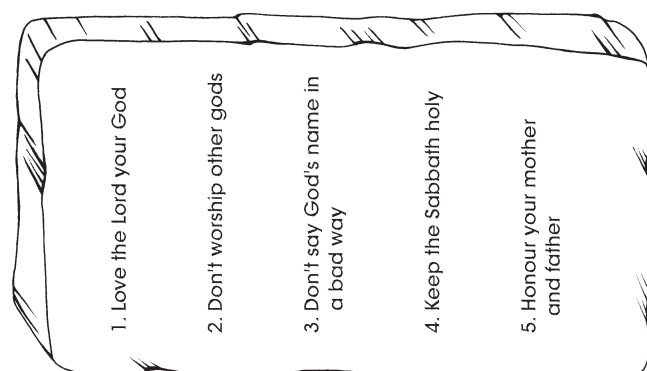
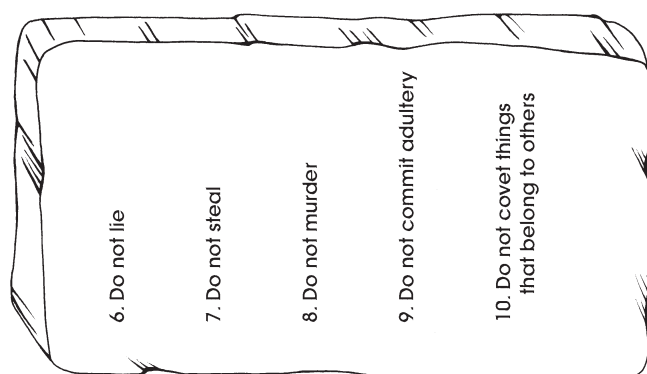
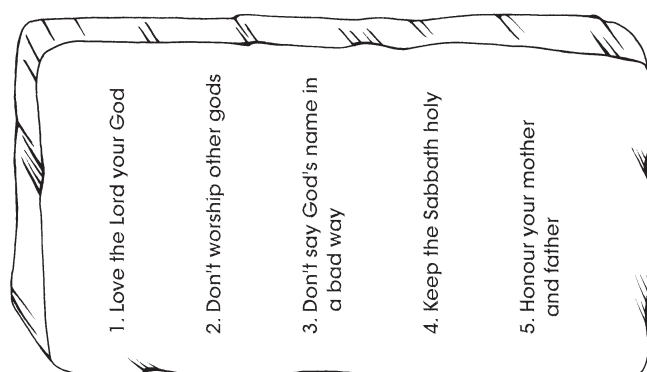
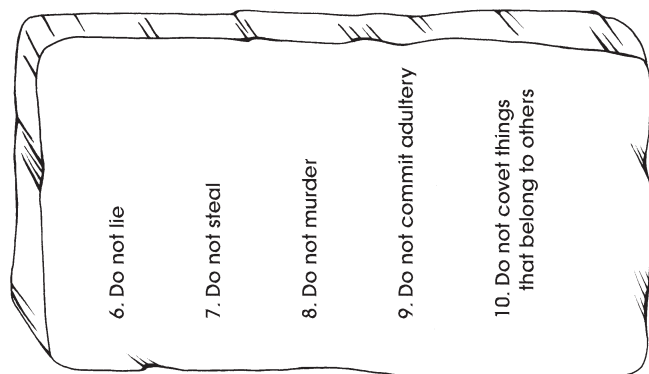
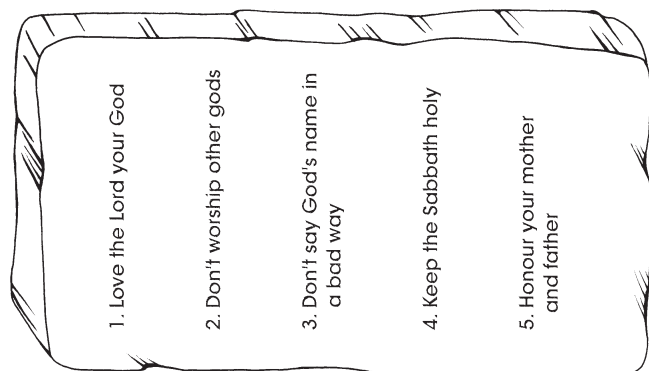
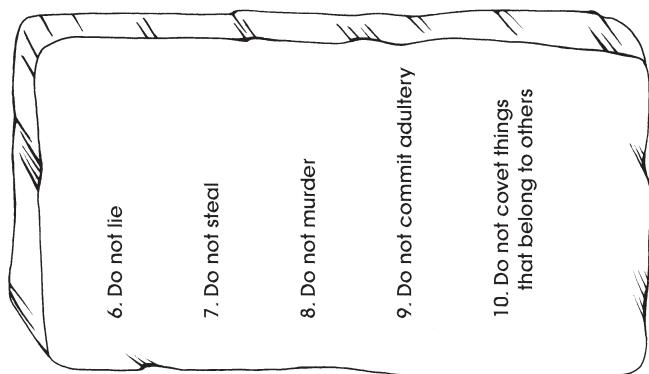
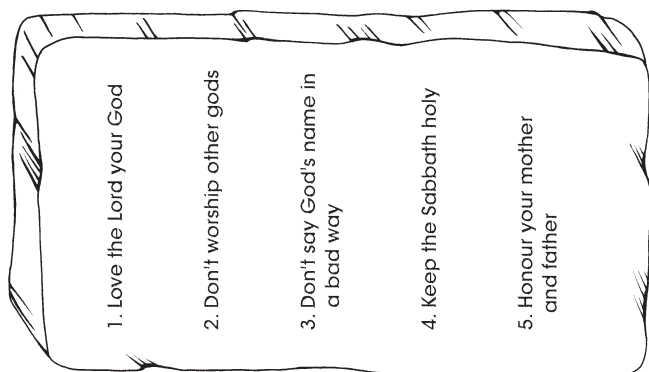
6. Do not lie


7. Do not steal

8. Do not murder


9. Do not commit adultery

10. Do not covet things
that belong to others






Our God has given us a mighty Saviour.
Luke 1:69a (CEV)



Our God has given us a mighty Saviour.

Luke 1:69a (CEV)



Our God has given us a mighty saviour.
 Luke 1:69a CEV






CLICK[®] 3-5s PLANNING SHEET

Use this sheet to plan your session—or fill it in quickly at the end of the session so that the leader next week knows what has been taught, how the session went, which songs were sung etc. You may find it helpful to keep these planning sheets in a ringbinder at church.

Session: _____

Date: _____

Leader's name: _____

 Start up	Comments
 Bible focus	
 Teaching time	
 Bringing it together	
 Activities	

Notes for next week: