

CLICK®

UNIT 10 : 5-7s

Paul—A servant of Jesus From Acts

Photocopiable masters for downloading

The following photocopiable masters are designed to be used with Unit 10 of CLICK (5-7s).

The contents remain the copyright of The Good Book Company. These masters may only be used by leaders who have purchased CLICK (5-7s) to use with their group. You can find full details of the CLICK teaching curriculum from our website (www.thegoodbook.co.uk) or by phoning a member of our admin team on 0845 225 0880.



The small print

CLICK is based on the kids@church programme from CEP Australia. The material has been revised, expanded and redesigned for use in the UK. Original material written by Sue Gorjan, Monique Mannile, Tracey Mato, John Rolland. Revised and expanded by Alison Mitchell (alison@thegoodbook.co.uk). Designs by Wild Associates Ltd and Jon Bradley. Extra illustrations by Kirsty McAllister.

CLICK is published by The Good Book Company, 37 Elm Road, New Malden, Surrey, KT3 3HB, UK. Tel: 0845 225 0880. www.thegoodbook.co.uk
Bible verses taken from Contemporary English Version (CEV) © American Bible Society 1991.







CLICK[®] 5-7s PLANNING SHEET

Use this sheet to plan your session—or fill it in quickly at the end of the session so that the leader next week knows what has been taught, how the session went, which songs were sung etc. You may find it helpful to keep these planning sheets in a ringbinder at church.

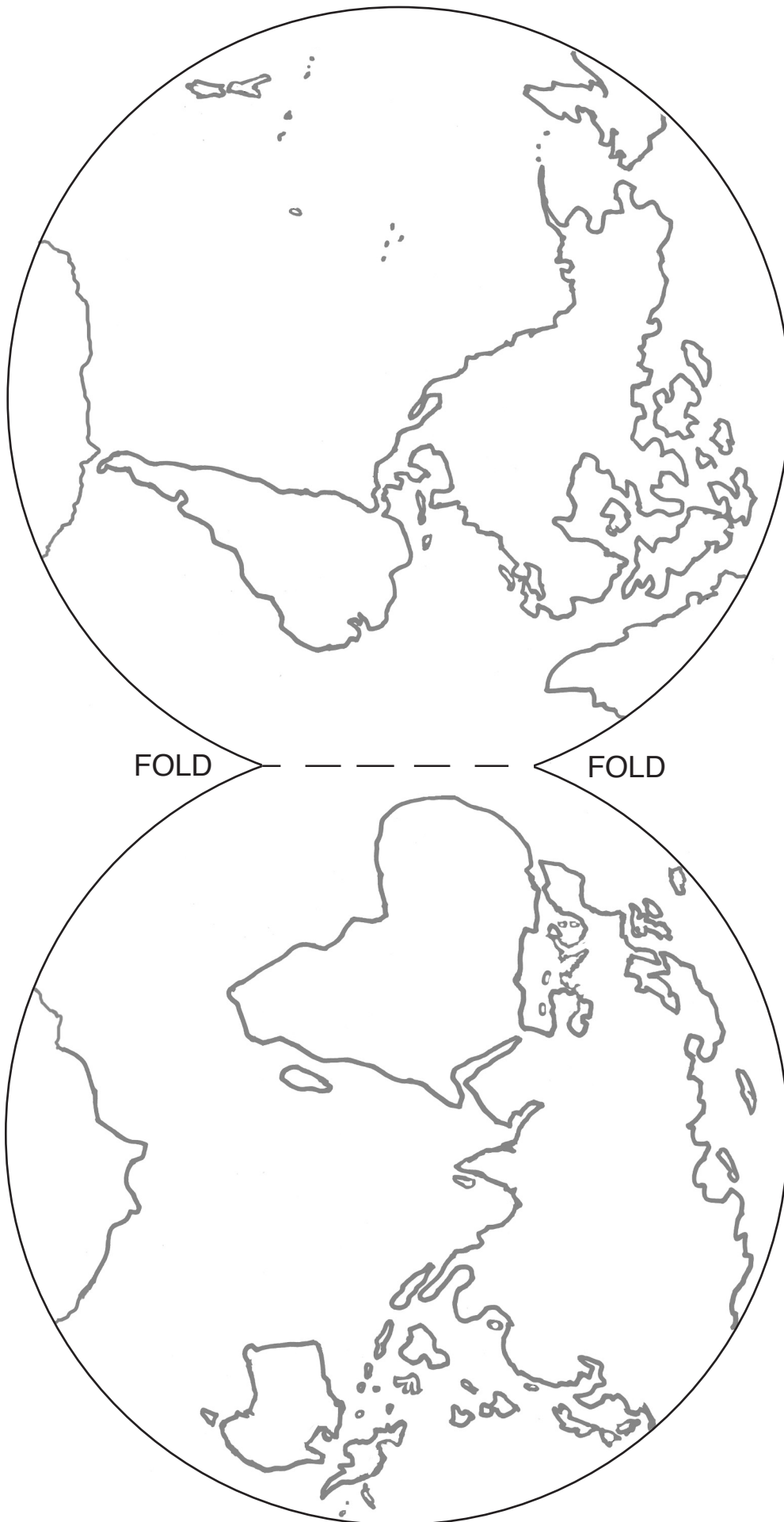
Session: _____

Date: _____

Leader's name: _____

| | |
|--|-----------------|
|  Start up | Comments |
|  Chat time | |
|  Bible focus | |
|  Teaching time | |
|  Activities | |
|  Bringing it together & prayer | |

Notes for next week:



© The Good Book Company 2007
The purchaser of CLICK Unit 10 (5-7s) is entitled to photocopy this page for use with his or her group.



But the Holy Spirit
will come upon you
and give you power.

FOLD

FOLD

**Then you will
tell everyone
about me
in Jerusalem,
in all Judea,
in Samaria,
and everywhere
in the world. Acts 1:8**

To: _____

From: God

Subject: Your mission, should you choose to accept it

Decode key

| | |
|---|---|
| a | e |
| ♥ | ★ |

Th★n you will t★ll ★v★ryon★ ♥bout m★ in

decode:

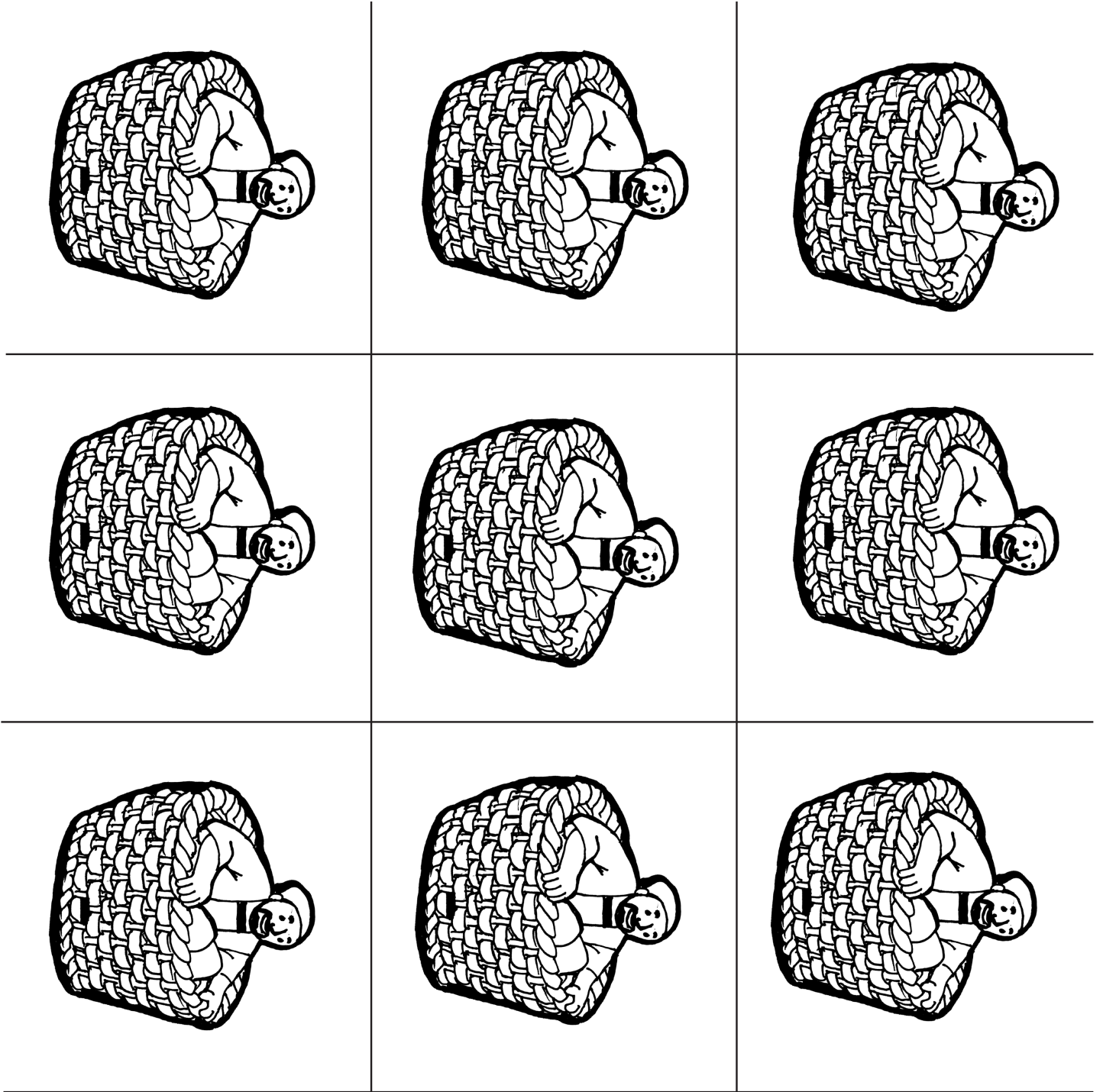
J★rus♥l★m, in ♥ll Jud★♥, in S♥m♥ri♥,

decode:

♥nd ★v★rywh★r★ in th★ world.

decode:


Acts 1 v 8b



This is used with the wall on page 26, but note that while there are nine baskets to a sheet there are only three walls to a sheet. Make three times as many wall copies as basket copies.

Cut the wall sheets into three, along the dotted lines.

If time allows, cut out the baskets along the heavy outline. Make slits at the two black horizontal marks. Pass thread through the slits and over the wall. Attach with tape at the back ... lower away.



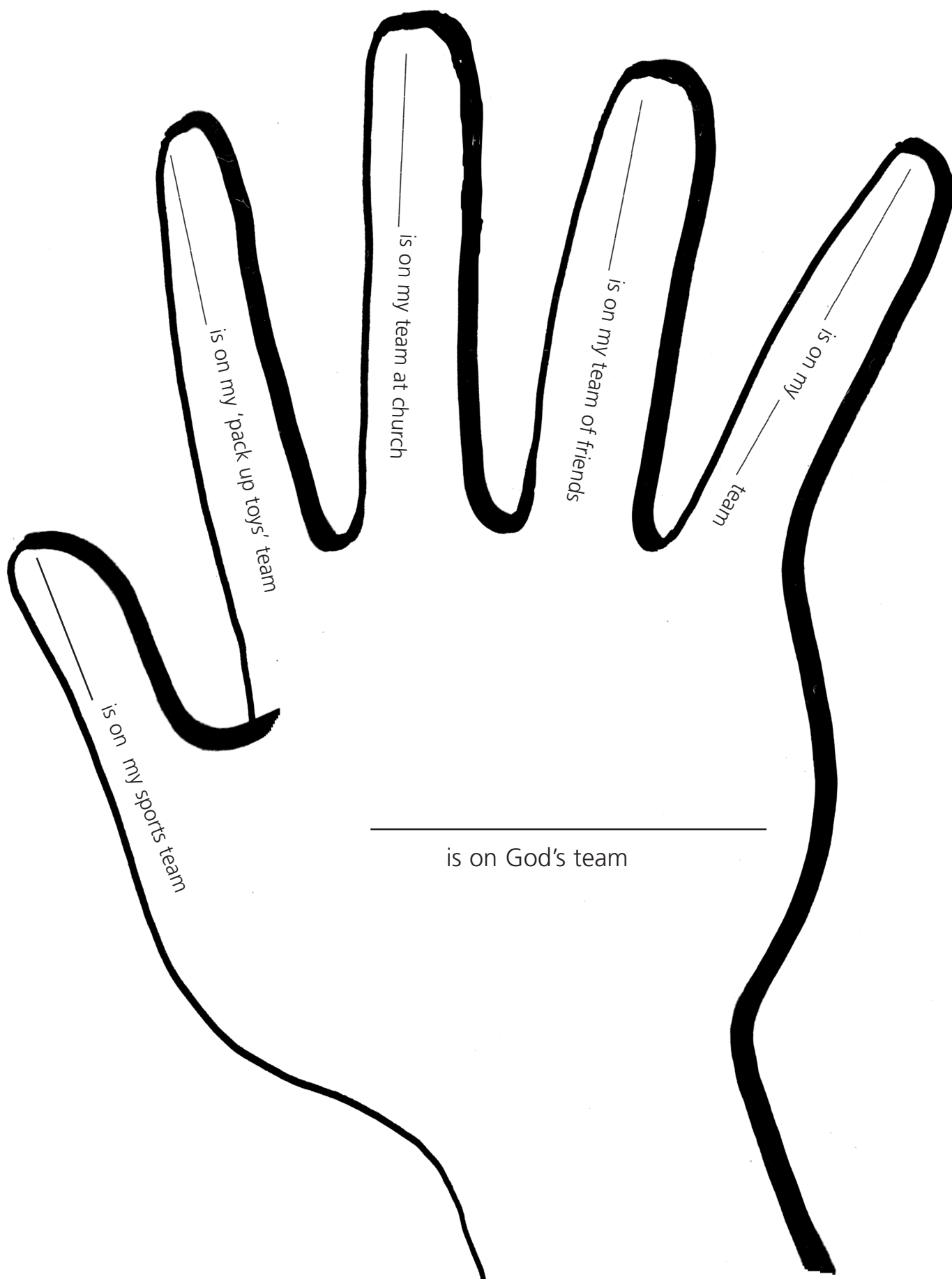


Then
you will tell
everyone
about me in
Jerusalem, in
all Judea, in
Samaria, and
everywhere
in the world.
Acts 1 v 8b

Then
you will tell
everyone
about me in
Jerusalem, in
all Judea, in
Samaria, and
everywhere
in the world.
Acts 1 v 8b

Then
you will tell
everyone
about me in
Jerusalem, in
all Judea, in
Samaria, and
everywhere
in the world.
Acts 1 v 8b





_____ is on my team at church

_____ is on my team of friends

_____ is on my _____ team

_____ is on my 'pack up toys' team

_____ is on my sports team

_____ is on God's team

Salvation bracelet

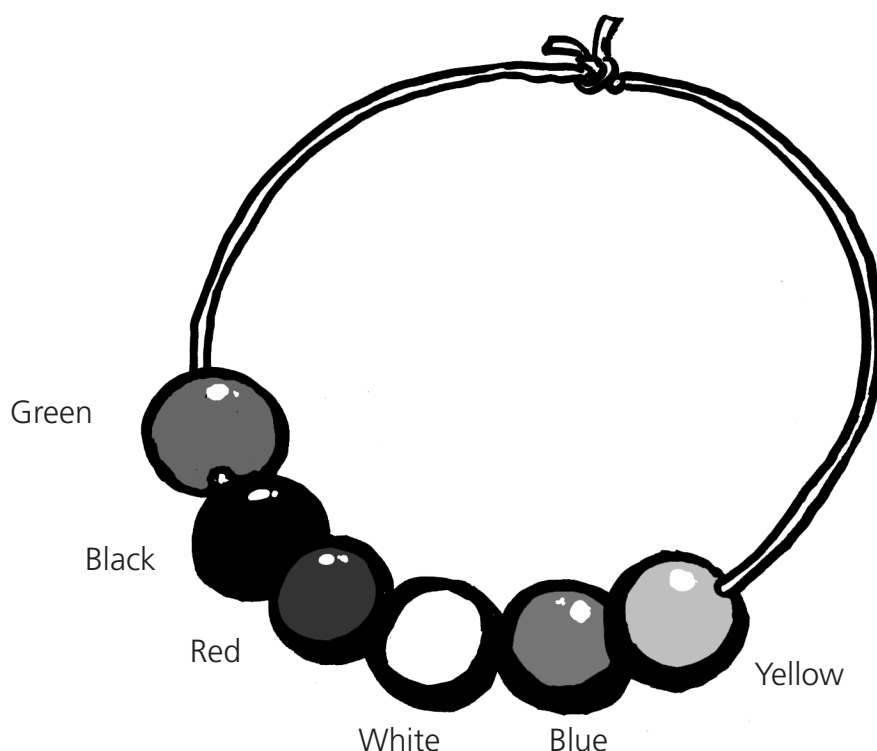
What you need:

- Beads: green, black, red, white, blue, yellow
- Thin black elastic

Step 1: Thread the beads onto the elastic in this order: green, black, red, white, blue, yellow.

Step 2: Tie the ends of the elastic together. You can wear your Salvation bracelet around your neck, wrist or ankle.

Step 3: Be ready to explain the good news about Jesus!



Green – Creation: God made a beautiful world. It was perfect.

Black – Sin: People turned away from God and went their own way. Their friendship with God was broken.

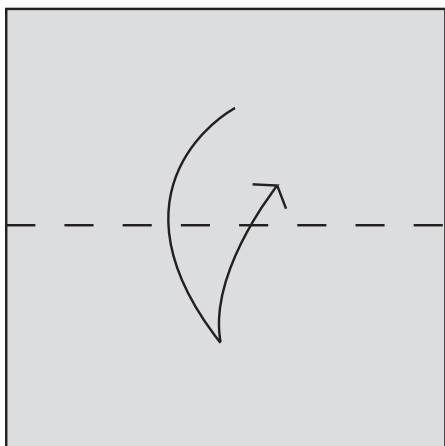
Red – Jesus' death: Because God loves us, He sent Jesus to die in our place.

White – Forgiveness: Because Jesus died in our place, God can forgive us for turning away from Him. All we need to do is ask!

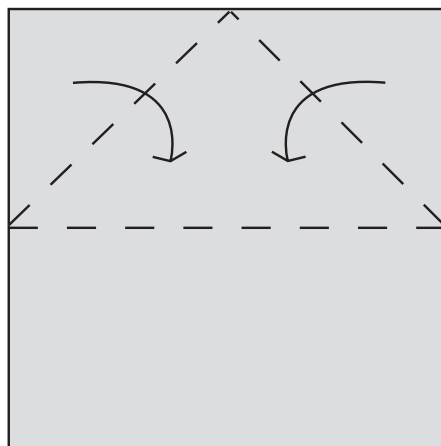
Blue – Holy Spirit: Jesus sent the Holy Spirit to help His friends to live God's way.

Yellow – Heaven: Jesus' friends will live forever with Him. It will be perfect!

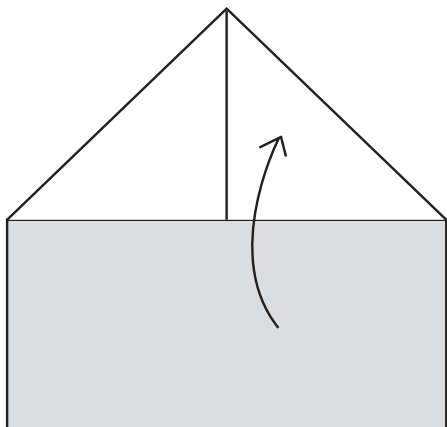
Origami boat



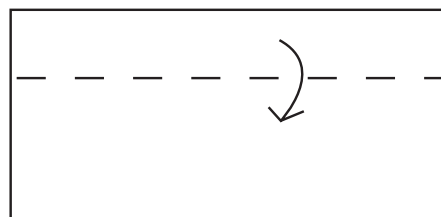
1. Fold a square of paper in half, then open it out again.



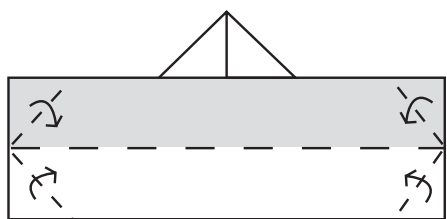
2. Fold the top two corners down to the first fold-line.



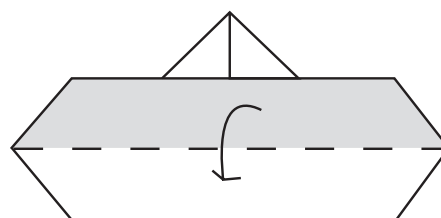
3. Fold the bottom edge up along the first fold-line.



4. Take the top edge and fold down one-third.

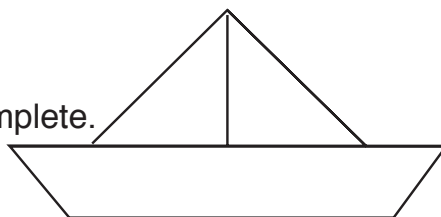


5. Fold the top two corners down to the middle of the rectangle, then fold the bottom two corners up.



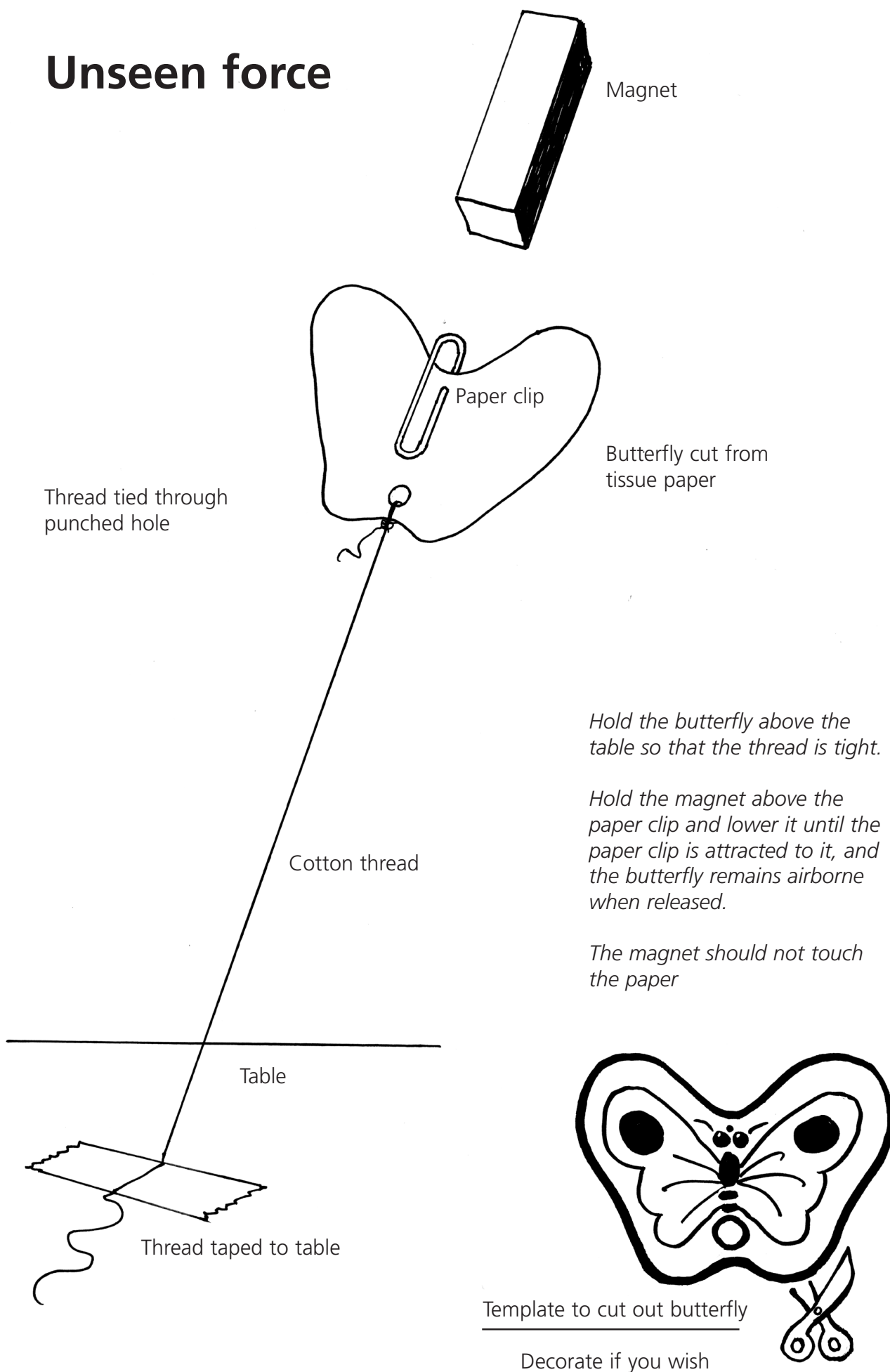
6. Fold the top piece down.

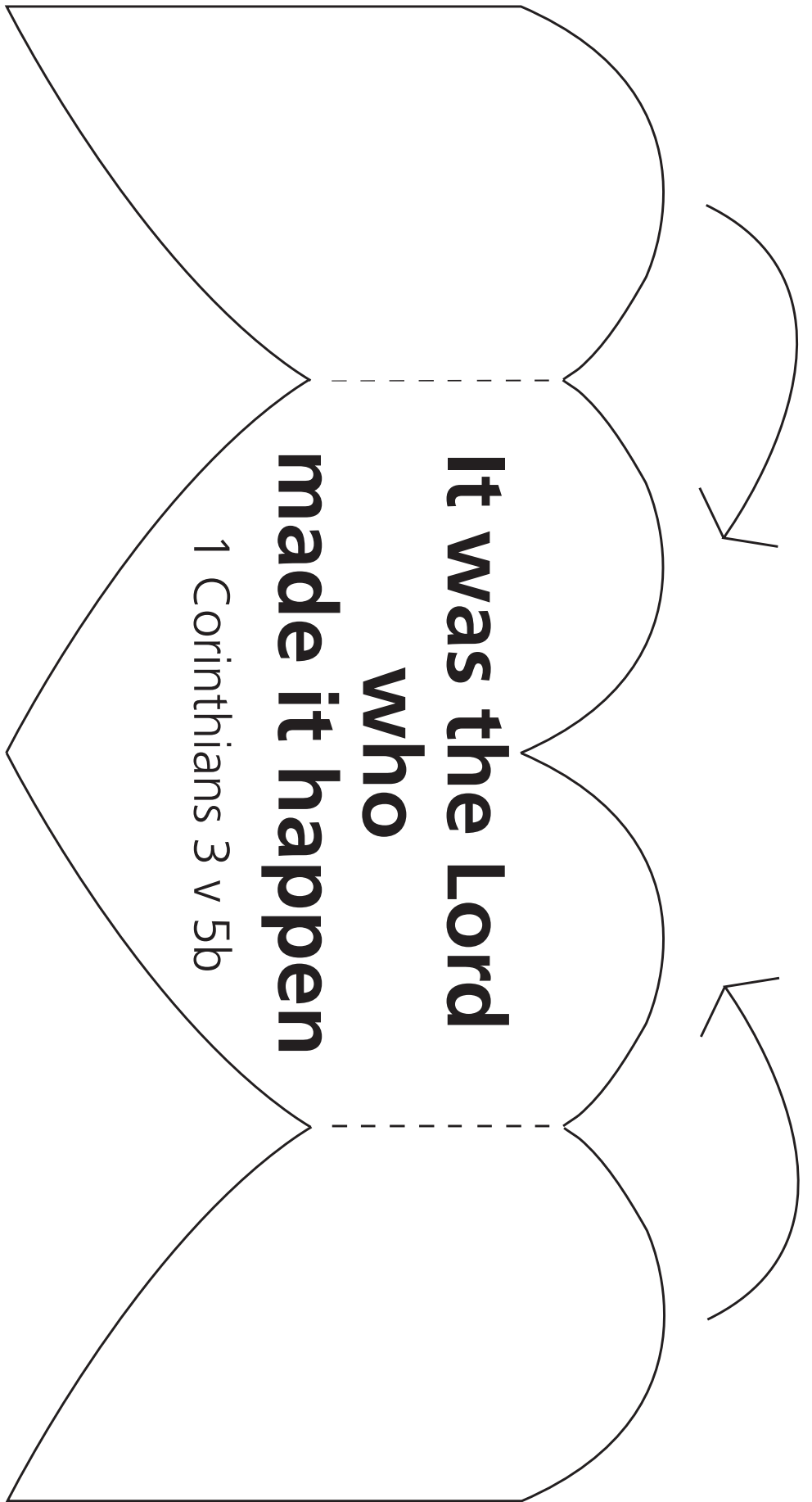
7. The origami boat is complete.



8. Write the memory verse on the boat, or attach a piece of paper with the memory verse written on it.

Unseen force






Cut out the shape above, and then fold both flaps in to make a heart.

POINTING HAND 1

Cut out and staple both sides of hand back to back, so they slip over your hand.




POINTING HAND 2



*Then you will tell
everyone about me in
Jerusalem, in all Judea, in
Samaria, and everywhere
in the world.'*

Acts 1 v 8

What comes first?



Eating healthy food

What comes first?



Playing with friends

What comes first?




Keeping active

What comes first?



Being with family

What comes first?



Watching television

What comes first?



Going to school

© The Good Book Company 2007

The purchaser of CLICK Unit 10 (5-7s) is entitled to photocopy this page for use with his or her group.

What comes first?



Helping others

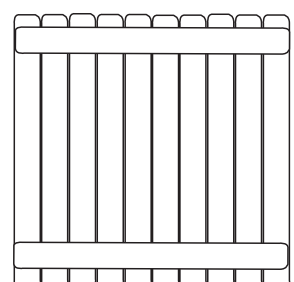
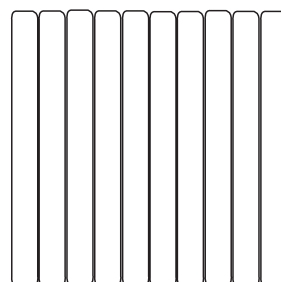
What comes first?

What comes first?

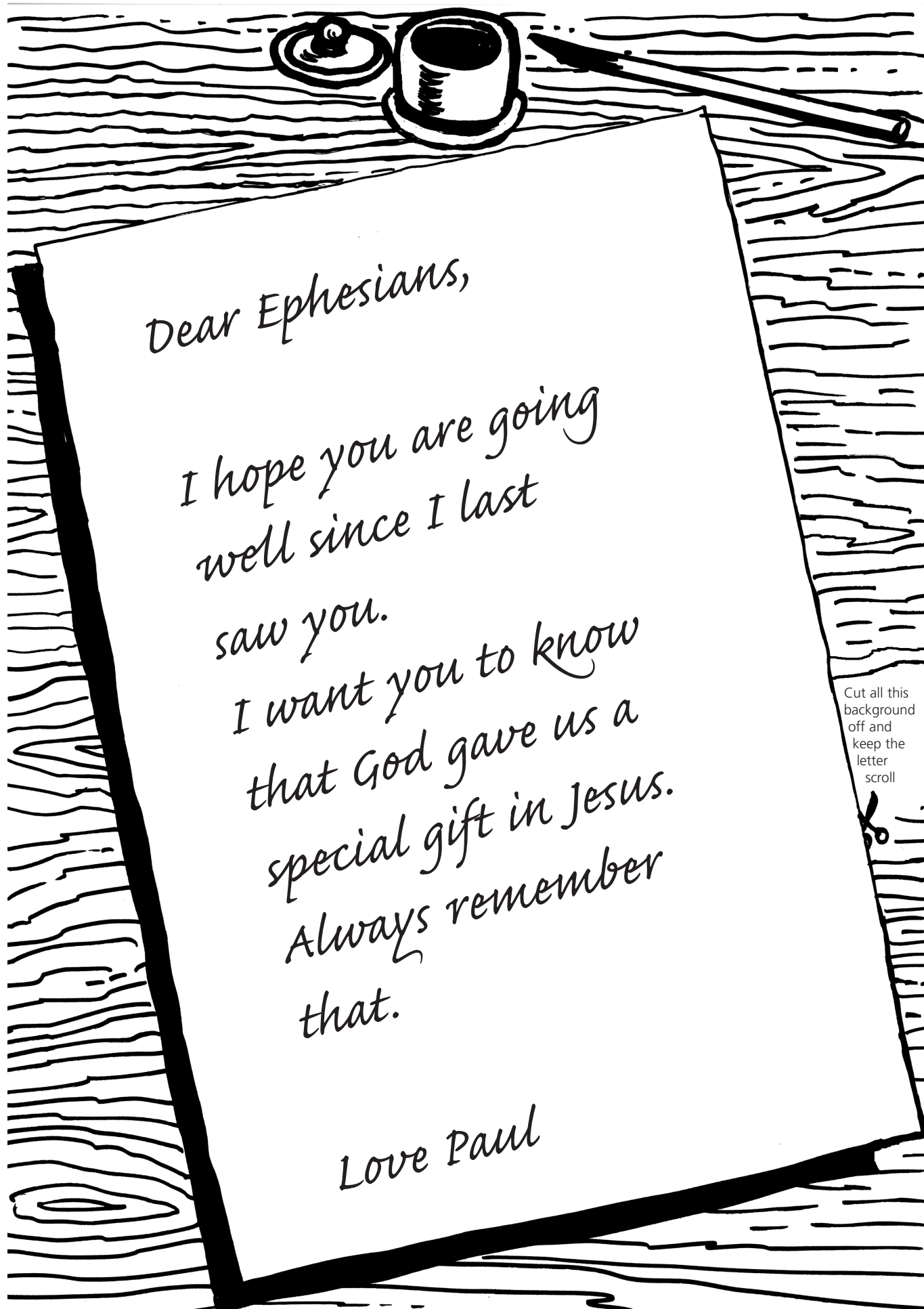
| | | |
|---|---|---|
| <p>My friends, that's why you must remain faithful and follow closely what we taught you in person and by our letters. <i>2 Thessalonians 2 v 15</i></p> | <p>My friends, that's why you must remain faithful and follow closely what we taught you in person and by our letters. <i>2 Thessalonians 2 v 15</i></p> | <p>My friends, that's why you must remain faithful and follow closely what we taught you in person and by our letters. <i>2 Thessalonians 2 v 15</i></p> |
| <p>My friends, that's why you must remain faithful and follow closely what we taught you in person and by our letters. <i>2 Thessalonians 2 v 15</i></p> | <p>My friends, that's why you must remain faithful and follow closely what we taught you in person and by our letters. <i>2 Thessalonians 2 v 15</i></p> | <p>My friends, that's why you must remain faithful and follow closely what we taught you in person and by our letters. <i>2 Thessalonians 2 v 15</i></p> |
| <p>My friends, that's why you must remain faithful and follow closely what we taught you in person and by our letters. <i>2 Thessalonians 2 v 15</i></p> | <p>My friends, that's why you must remain faithful and follow closely what we taught you in person and by our letters. <i>2 Thessalonians 2 v 15</i></p> | <p>My friends, that's why you must remain faithful and follow closely what we taught you in person and by our letters. <i>2 Thessalonians 2 v 15</i></p> |
| <p>My friends, that's why you must remain faithful and follow closely what we taught you in person and by our letters. <i>2 Thessalonians 2 v 15</i></p> | <p>My friends, that's why you must remain faithful and follow closely what we taught you in person and by our letters. <i>2 Thessalonians 2 v 15</i></p> | <p>My friends, that's why you must remain faithful and follow closely what we taught you in person and by our letters. <i>2 Thessalonians 2 v 15</i></p> |
| <p>My friends, that's why you must remain faithful and follow closely what we taught you in person and by our letters. <i>2 Thessalonians 2 v 15</i></p> | <p>My friends, that's why you must remain faithful and follow closely what we taught you in person and by our letters. <i>2 Thessalonians 2 v 15</i></p> | <p>My friends, that's why you must remain faithful and follow closely what we taught you in person and by our letters. <i>2 Thessalonians 2 v 15</i></p> |

Cut out as many verses as you need (above)

To make each raft lay 10 ice-cream sticks touching each other side by side, in a vertical direction. This is the base of the raft.
Now lay two sticks in a horizontal direction, one at the top and one at the bottom and glue these in place.







© The Good Book Company 2007
The purchaser of CLICK Unit 10 (5-7s) is entitled to photocopy this page for use with his or her group.







CLICK[®] 5-7s PLANNING SHEET

Use this sheet to plan your session—or fill it in quickly at the end of the session so that the leader next week knows what has been taught, how the session went, which songs were sung etc. You may find it helpful to keep these planning sheets in a ringbinder at church.

Session: _____

Date: _____

Leader's name: _____

| | |
|--|-----------------|
|  Start up | Comments |
|  Chat time | |
|  Bible focus | |
|  Teaching time | |
|  Activities | |
|  Bringing it together & prayer | |

Notes for next week: