



# CLICK®

## UNIT 9 : 5-7s

### ***Responding to God from A to Z*** **Angels' announcement – zealous Zacchaeus**

#### **Photocopiable masters for downloading**

The following photocopiable masters are designed to be used with Unit 9 of CLICK (5-7s).

The contents remain the copyright of The Good Book Company. These masters may only be used by leaders who have purchased CLICK (5-7s) to use with their group. You can find full details of the CLICK teaching curriculum from our website ([www.thegoodbook.co.uk](http://www.thegoodbook.co.uk)) or by phoning a member of our admin team on 0845 225 0880.



#### **The small print**

CLICK is based on the kids@church programme from CEP Australia. The material has been revised, expanded and redesigned for use in the UK. Original material written by Ian Sargeant & Tracey Mayo. Revised and expanded by Alison Mitchell ([alison@thegoodbook.co.uk](mailto:alison@thegoodbook.co.uk)).

Designs by Wild Associates Ltd and Jon Bradley. Extra illustrations by Kirsty McAllister.

CLICK is published by The Good Book Company, 37 Elm Road, New Malden, Surrey, KT3 3HB, UK. Tel: 0845 225 0880. [www.thegoodbook.co.uk](http://www.thegoodbook.co.uk)  
Bible verses taken from Contemporary English Version (CEV) © American Bible Society 1991.







# CLICK<sup>®</sup> 5-7s PLANNING SHEET

Use this sheet to plan your session—or fill it in quickly at the end of the session so that the leader next week knows what has been taught, how the session went, which songs were sung etc. You may find it helpful to keep these planning sheets in a ringbinder at church.

Session: \_\_\_\_\_

Date: \_\_\_\_\_

Leader's name: \_\_\_\_\_

 <b>Start up</b>	<b>Comments</b>
 <b>Chat time</b>	
 <b>Bible focus</b>	
 <b>Teaching time</b>	
 <b>Activities</b>	
 <b>Bringing it together &amp; prayer</b>	

Notes for next week:

## It's a miracle!

After months of being unable to speak, Zechariah the temple priest got his voice back late last night.




He lost his voice some months ago, at around the same time his wife Elizabeth became pregnant. Many people wondered if he would ever speak again.


Zechariah and Elizabeth were so happy last night, with their son John.

Some people say Zechariah saw an angel in the temple, shortly before Elizabeth found out she was expecting John.

Others say that John is a 'special' child sent by God. Let's wait to see what happens!



## Today's weather



Very hot, very dry weather expected throughout the day.

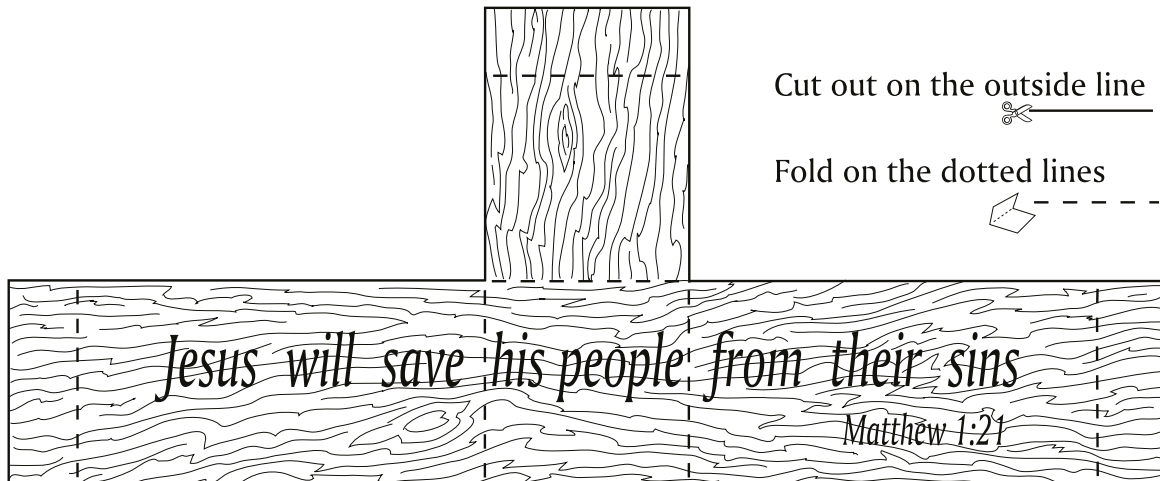
# The Lord Jesus is Coming Baby \_\_\_\_\_ to Show the \_\_\_\_\_

John, born to Elizabeth and Zechariah is getting people ready for the Lord.

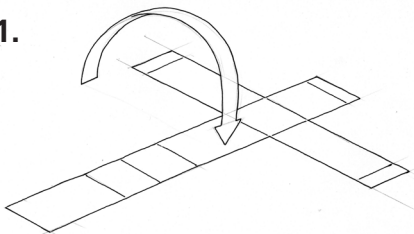


*Join the dots around Zechariah and Elizabeth. Draw faces on the people and colour in.*

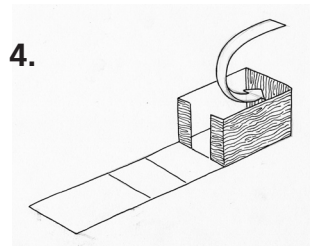




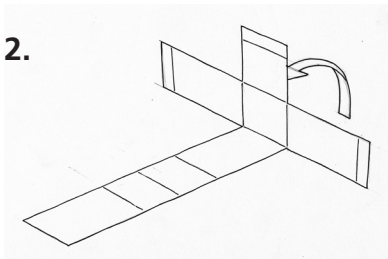
1.



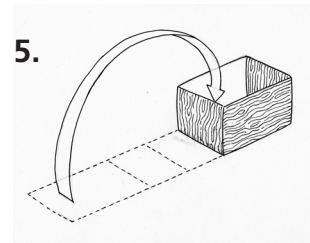
4.




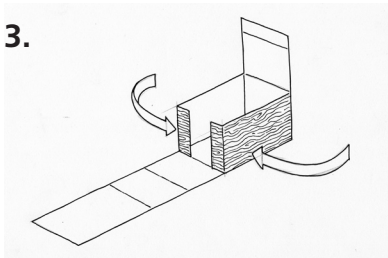
2.



5.



3.



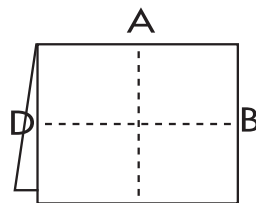
Matthew 1:21 (CEV)

# ★ ★ HOW TO MAKE A STAR ★ ★

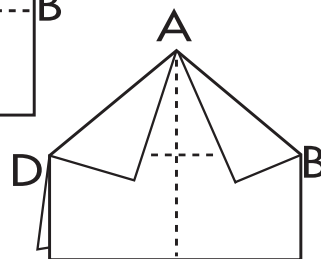
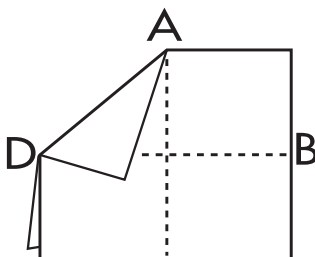
1. Fold a sheet of A4 paper in half.



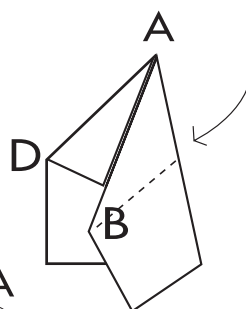
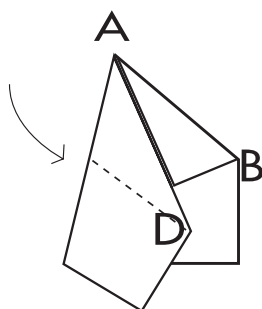
2. Fold the half-sheet twice into quarters, then unfold it into a half-sheet again.



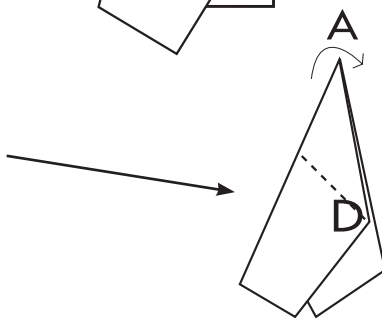
3. Fold the top left-hand corner to make a diagonal fold connecting points A and D.  
Repeat this with the top right-hand corner to connect points A and B.



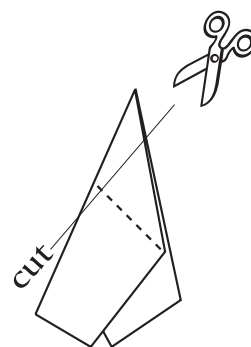
4. Take point D and fold it over to the edge of the B fold.  
Open again and repeat this with point B, folding it over to the edge of the D fold. Leave this folded.



5. Fold point D back across so that both sides are folded in together, as shown.



6. Cut through all the layers of paper on the angle shown. (The steeper the angle the longer the points.)  
Unfold the small piece to show the star.



What is left makes a star window.



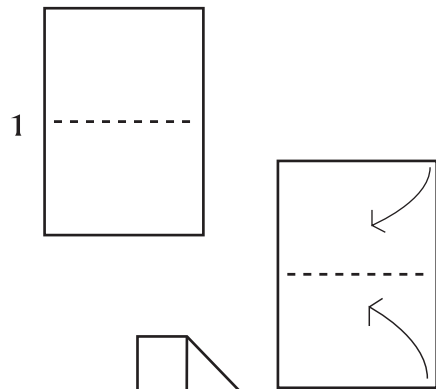
**This is my own dear son,  
and I am pleased with him.**

**Matthew 3:17**

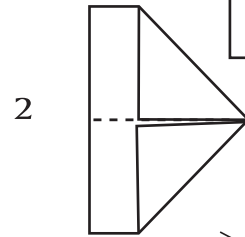


# HOW TO FOLD A PAPER DOVE.

1. Fold the paper in half and then unfold it.



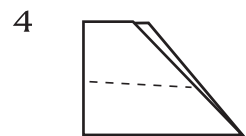
2. Fold the top corners on the right side into the centre.



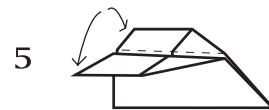
3. Bring the two outer edges together.



4. Fold each side in half, down to the original fold you made, to make 'wings'.



5. Fold the two outside 'wings' down.

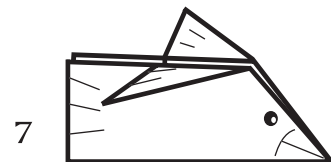


6. If you wish, cut away the two sections marked X to improve the wing look.

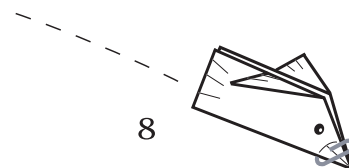



Note: It may not fly as well once these sections are removed.

7. Draw a beak, feathers and eyes onto your dove.



8. Fly your dove. (A paper clip on the beak may help.)





Lord, there is no one else that we can go to! Your words give eternal life.

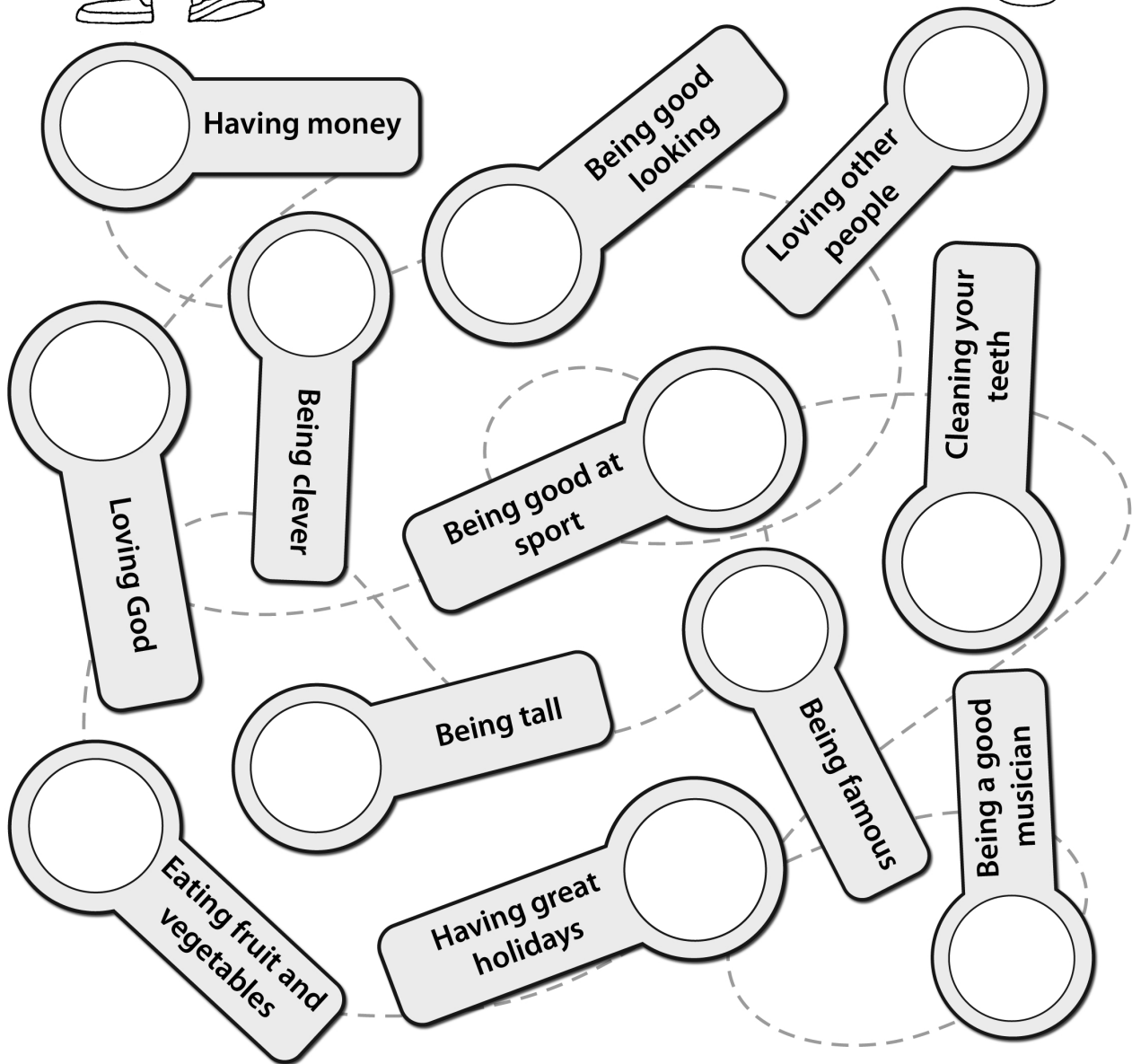
John 6:68 (CEV)

My name is: \_\_\_\_\_



Put a ✓ in all the things  
you think are important.

Then put a circle around  
the one thing that is more  
important than everything else.






My name is \_\_\_\_\_



**Memory Verse John 6:68**

“Lord th\_r\_ is no on\_  
\_Is\_ that w\_ can go to!  
Your words giv\_ \_t\_rnal  
**LIF\_.**”

Help Tom decide which is more important ...  
Loving money or loving God!







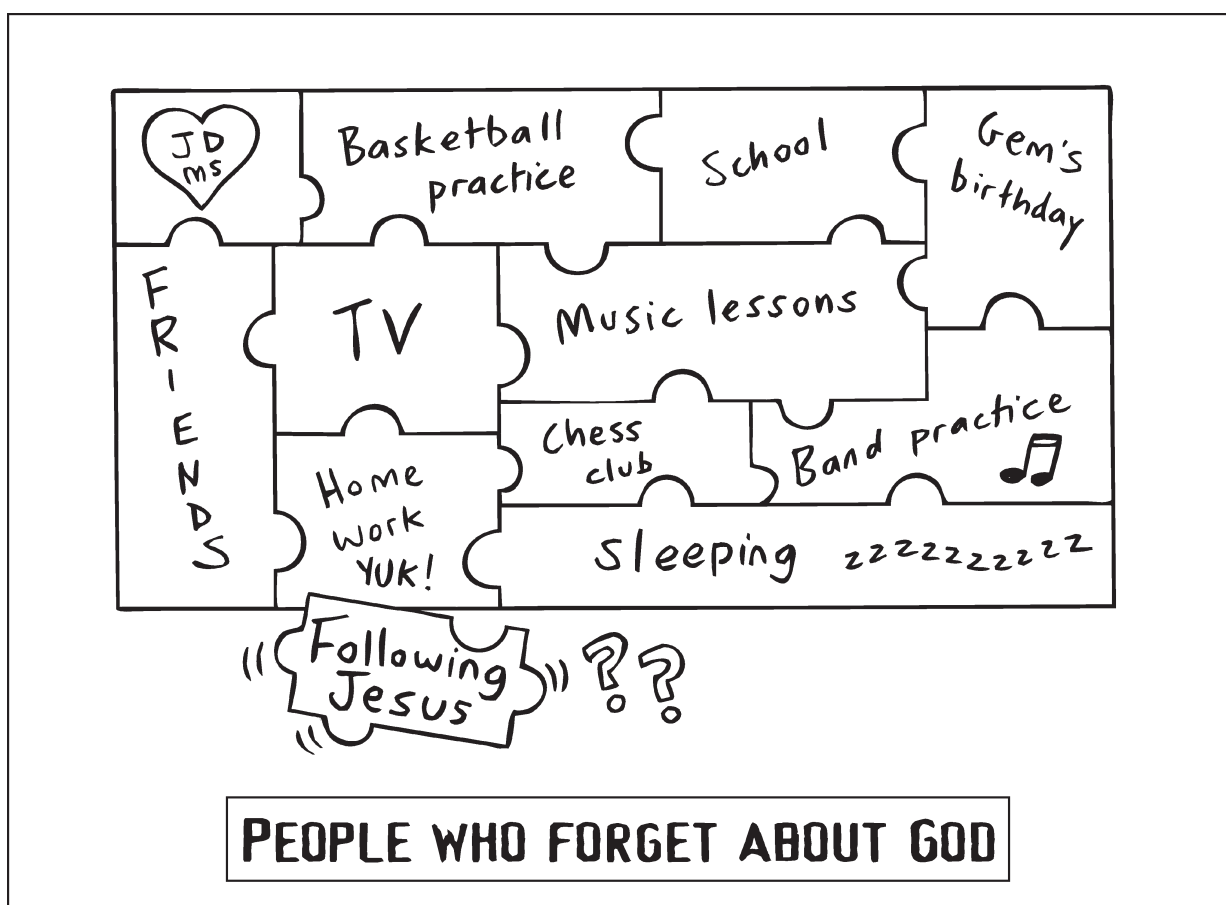





Push string through  
at the X on the tree


Zacchaeus,  
hurry down,  
I want to stay  
at your place.













The seeds fell along the road and were stepped on or eaten by the birds.



The seeds that fell along the road are the people who hear the message. But the devil comes and snatches the message out of their hearts, so that they will not believe and be saved. (Luke 8 v 12)




Other seeds fell on rocky ground and started growing. But the plants didn't have enough water and soon dried up.

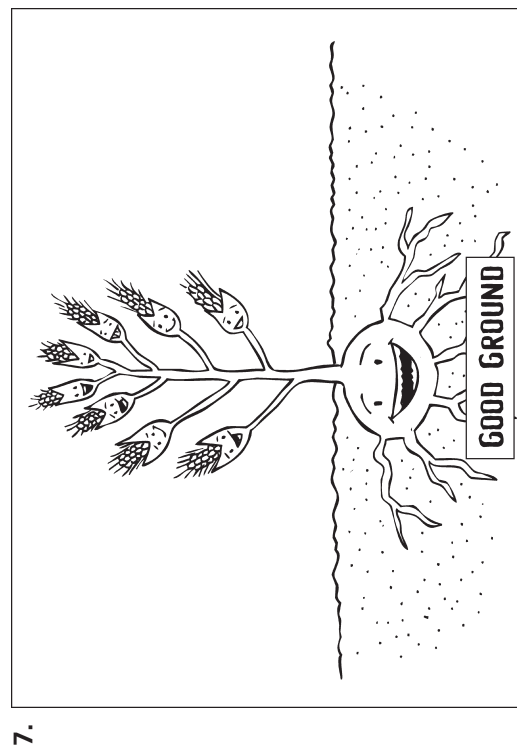


The seeds that fell on the rocky ground are the people who gladly hear the message and accept it. But they don't have deep roots, and they believe only for a little while. As soon as life gets hard, they give up. (Luke 8 v 13)

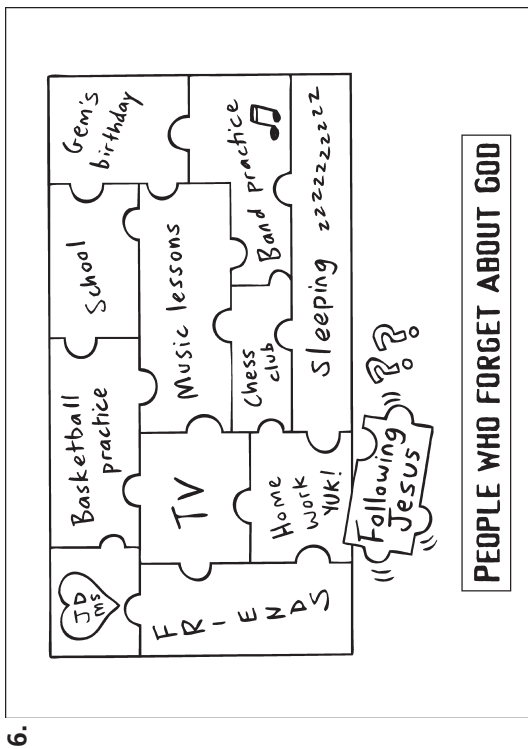





Some other seeds fell where thorn bushes grew up and choked the plants.



The rest of the seeds fell on good ground where they grew and produced a hundred times as many seeds.



The seeds that fell among the thorn bushes are also people who hear the message. But they are so eager for riches and pleasures that they never produce anything. (Luke 8 v 14)




Those seeds that fell on good ground are the people who listen to the message and keep it in good and honest hearts. They last and produce a harvest. (Luke 8 v 15)






A Bible



A cat




A cooking pot



A hat




Sunglasses



A tent




Pen and paper



A cow




A tennis racquet



A tennis ball



A chair



A ball of string

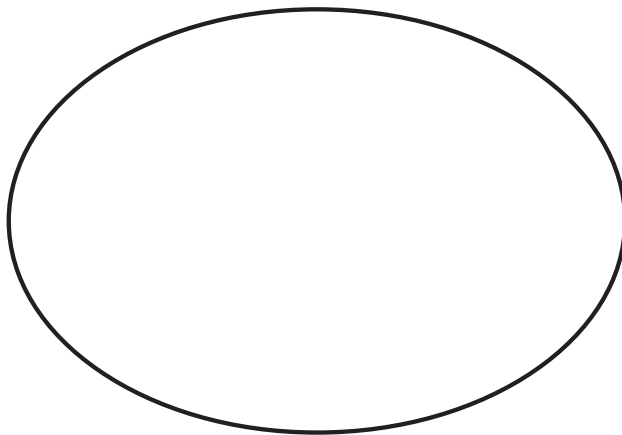
# A special invitation


Dear \_\_\_\_\_

I am inviting you and  
everybody in the world  
to trust my Son Jesus  
and come and live as  
my friend forever.  
You can come to  
the great banquet  
in my kingdom!

Love,


God.






© The Good Book Company 2007

The purchaser of CLICK Unit 9 (5-7s) is entitled to photocopy this page for use with his or her group.




© The Good Book Company 2007

The purchaser of CLICK Unit 9 (5-7s) is entitled to photocopy this page for use with his or her group.



© The Good Book Company 2007

The purchaser of CLICK Unit 9 (5-7s) is entitled to photocopy this page for use with his or her group.



© The Good Book Company 2007

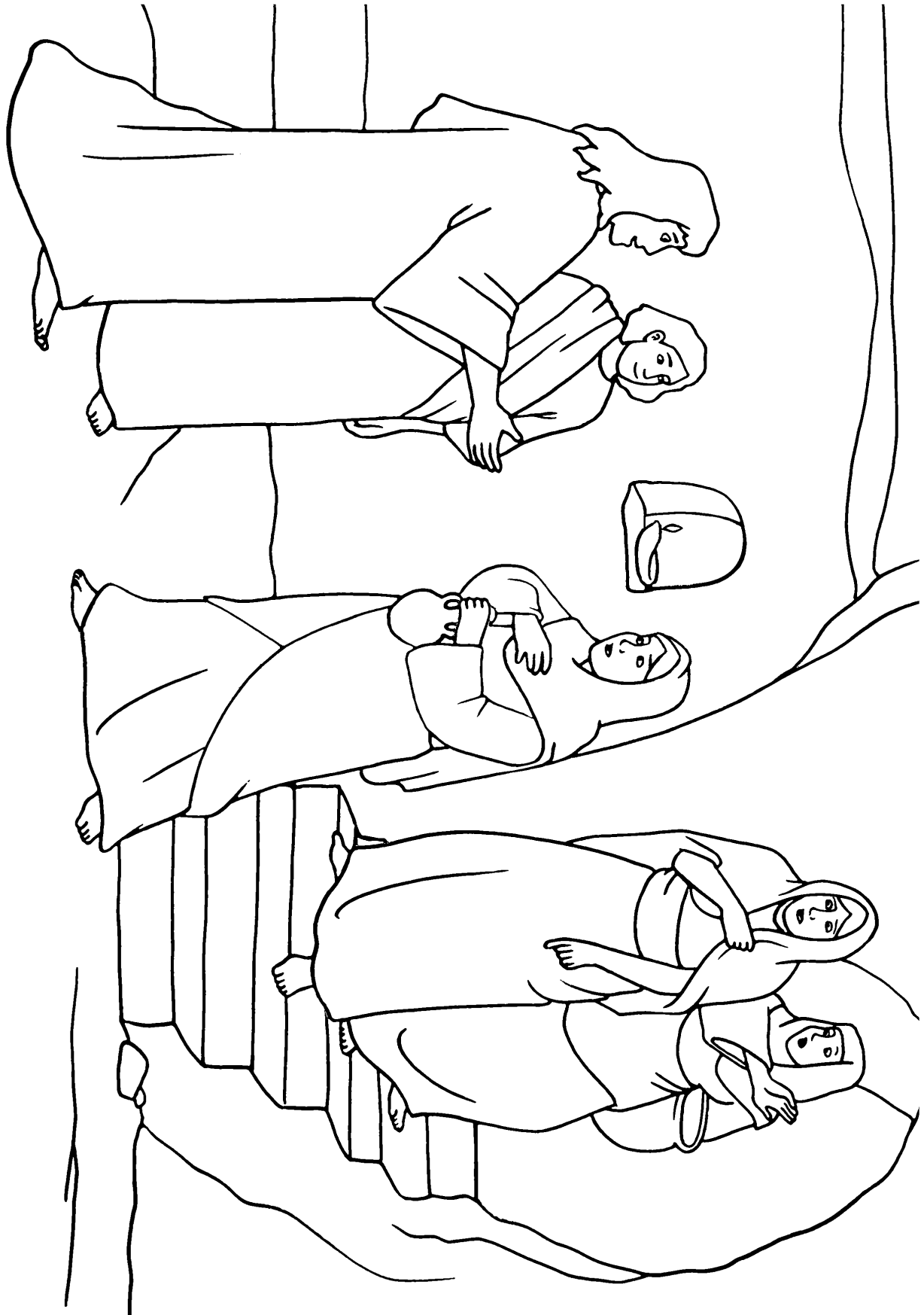
The purchaser of CLICK Unit 9 (5-7s) is entitled to photocopy this page for use with his or her group.



© The Good Book Company 2007

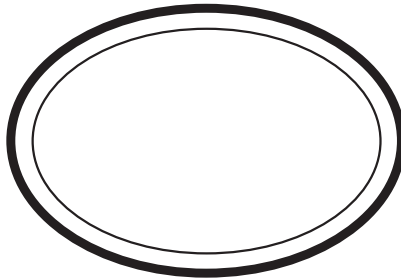

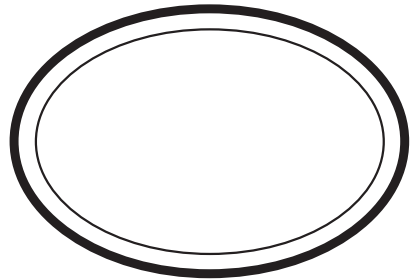



The purchaser of CLICK Unit 9 (5-7s) is entitled to photocopy this page for use with his or her group.





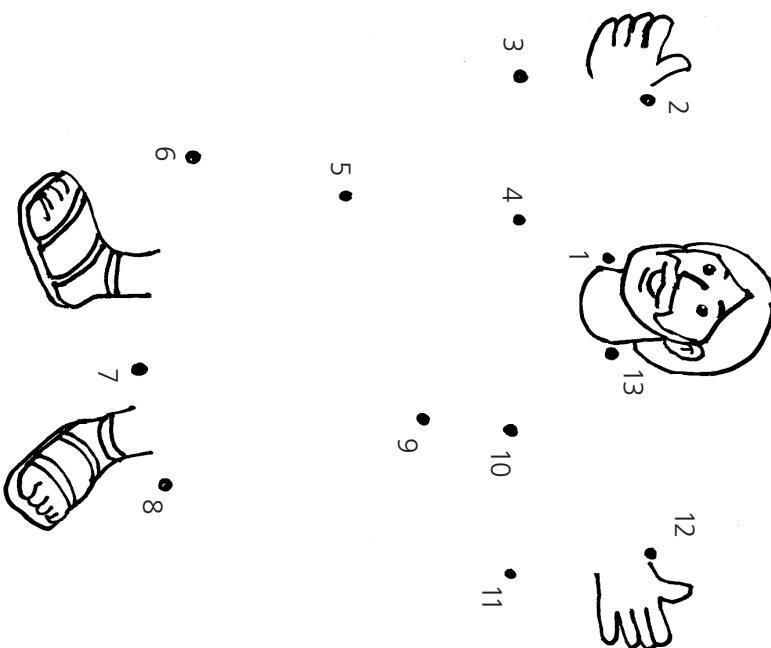
© The Good Book Company 2007

The purchaser of CLICK Unit 9 (5-7s) is entitled to photocopy this page for use with his or her group.



\_o\_u \_r\_e \_y  
\_o\_r\_d \_n\_d \_y \_o\_d.

A join the dots  
picture of  
**Jesus**



# EASTER 1



© The Good Book Company 2007

The purchaser of CLICK Unit 9 (5-7s) is entitled to photocopy this page for use with his or her group.

# EASTER 2



© The Good Book Company 2007

The purchaser of CLICK Unit 9 (5-7s) is entitled to photocopy this page for use with his or her group.

# EASTER 3



© The Good Book Company 2007

The purchaser of CLICK Unit 9 (5-7s) is entitled to photocopy this page for use with his or her group.

# EASTER 4



© The Good Book Company 2007

The purchaser of CLICK Unit 9 (5-7s) is entitled to photocopy this page for use with his or her group.









# CLICK<sup>®</sup> 5-7s PLANNING SHEET

Use this sheet to plan your session—or fill it in quickly at the end of the session so that the leader next week knows what has been taught, how the session went, which songs were sung etc. You may find it helpful to keep these planning sheets in a ringbinder at church.

Session: \_\_\_\_\_

Date: \_\_\_\_\_

Leader's name: \_\_\_\_\_

 <b>Start up</b>	<b>Comments</b>
 <b>Chat time</b>	
 <b>Bible focus</b>	
 <b>Teaching time</b>	
 <b>Activities</b>	
 <b>Bringing it together &amp; prayer</b>	

Notes for next week: