

CLICK®

UNIT 11 : 5-7s

Pictures of Jesus From Mark's Gospel

Photocopiable masters for downloading

The following photocopiable masters are designed to be used with Unit 11 of CLICK (5-7s).

The contents remain the copyright of The Good Book Company. These masters may only be used by leaders who have purchased CLICK (5-7s) to use with their group. You can find full details of the CLICK teaching curriculum from our website (www.thegoodbook.co.uk) or by phoning a member of our admin team on 0845 225 0880.



The small print

CLICK is based on the kids@church programme from CEP Australia. The material has been revised, expanded and redesigned for use in the UK. Original material written by Liz Betbeder-Matibet & Tracey Mayo. Revised and expanded by Alison Mitchell (alison@thegoodbook.co.uk).

Designs by Wild Associates Ltd and Jon Bradley. Extra illustrations by Kirsty McAllister.

CLICK is published by The Good Book Company, 37 Elm Road, New Malden, Surrey, KT3 3HB, UK. Tel: 0845 225 0880. www.thegoodbook.co.uk
Bible verses taken from Contemporary English Version (CEV) © American Bible Society 1991.







CLICK[®] 5-7s PLANNING SHEET

Use this sheet to plan your session—or fill it in quickly at the end of the session so that the leader next week knows what has been taught, how the session went, which songs were sung etc. You may find it helpful to keep these planning sheets in a ringbinder at church.

Session: _____

Date: _____

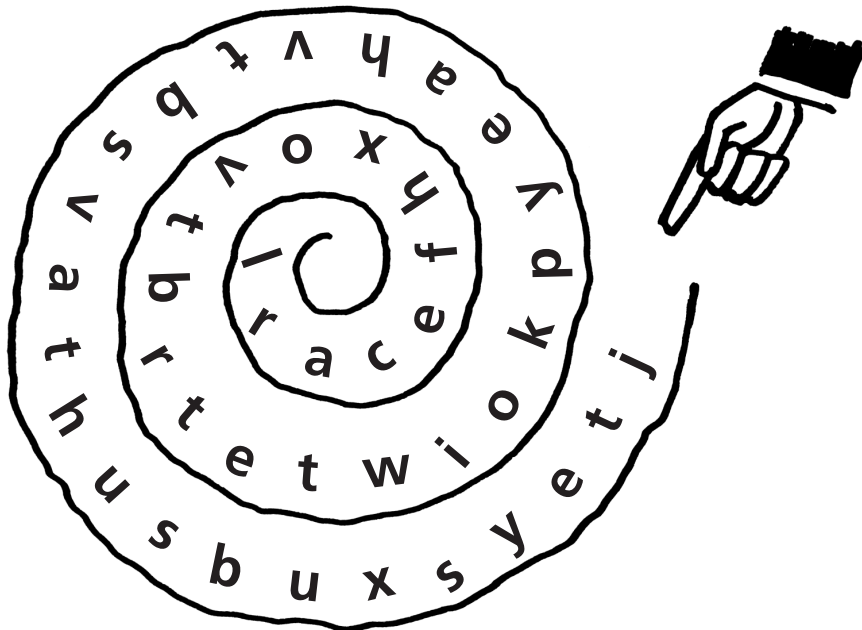

Leader's name: _____

 Start up	Comments
 Chat time	
 Bible focus	
 Teaching time	
 Activities	
 Bringing it together & prayer	

Notes for next week:

Jesus healed this man who had leprosy.

Colour his picture and think about how Jesus changed his life.



Starting at the outside of the spiral, write down the first letter. Then copy every second letter to find out more about Jesus' power. Write the letters in the spaces below.



Clue Cards

Jewish people were not supposed to talk to people who were not Jewish.

**News flash!
Demon-possessed girl healed by Jesus.**

The woman begged Jesus to force a demon out of her daughter.

Jesus was staying in someone's home near the city of Tyre when a foreign woman came to Him and fell at His feet.

Jesus told her that the children must first be fed and told her to wait until the children had finished eating.

Jesus was a Jewish man. He came to tell the Jews to turn back to God.

The woman said, 'Lord, even dogs eat the crumbs that children drop from the table'.


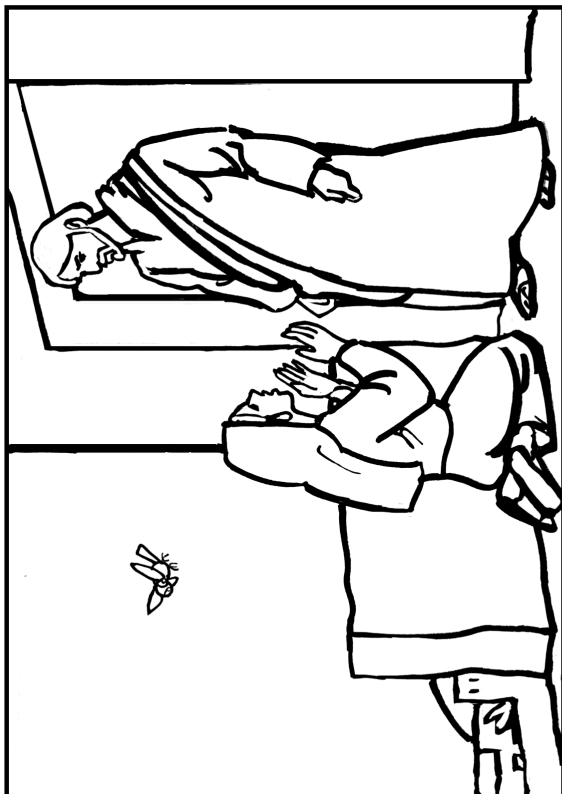
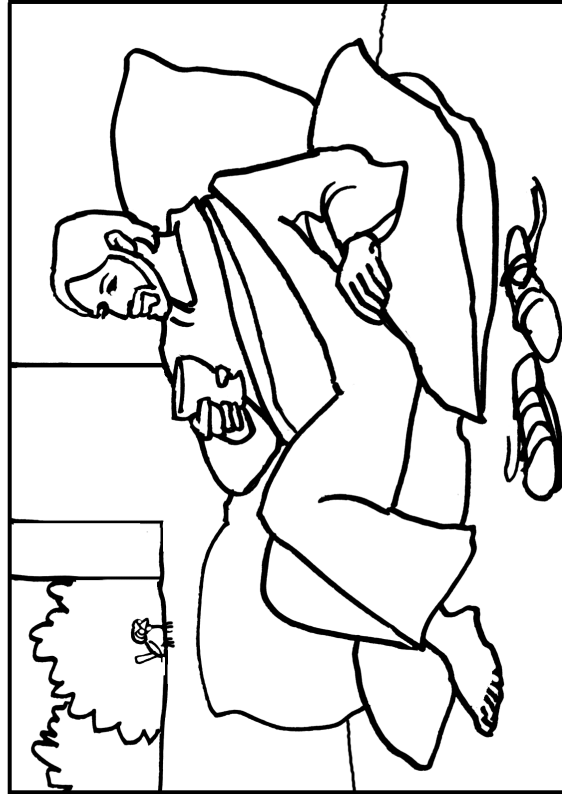
The woman who came to Jesus was not Jewish.

Jesus was impressed with the faith of this foreign woman. He healed her daughter.

These pictures are different scenes from today's Bible verses.

Colour and cut out the pictures. Glue the pictures on another sheet of paper in the correct order.

Practise telling the story using the pictures, then share the story with your friends and family.



This is the point where Jesus came down from the mountain with three disciples.


This is where a crowd of people had gathered around the other disciples. The teachers of the Law were arguing with them.

This is the place where Jesus' disciples failed to drive a demon out of a boy. The boy's father thought that because the disciples couldn't do it, that Jesus wouldn't be able to either.

This is the point where Jesus told the father that anything is possible for someone who has faith. The father asked Jesus for more faith.

This is where Jesus commanded the demon to leave the boy.

This is the place where the boy lay after the demon was gone. It looked as though he might be dead, but Jesus gave him his hand and helped him up – the boy was fine.



Colour the pictures .

Fill in the missing letters of the memory verse.

Join the two wheels together with a split pin.

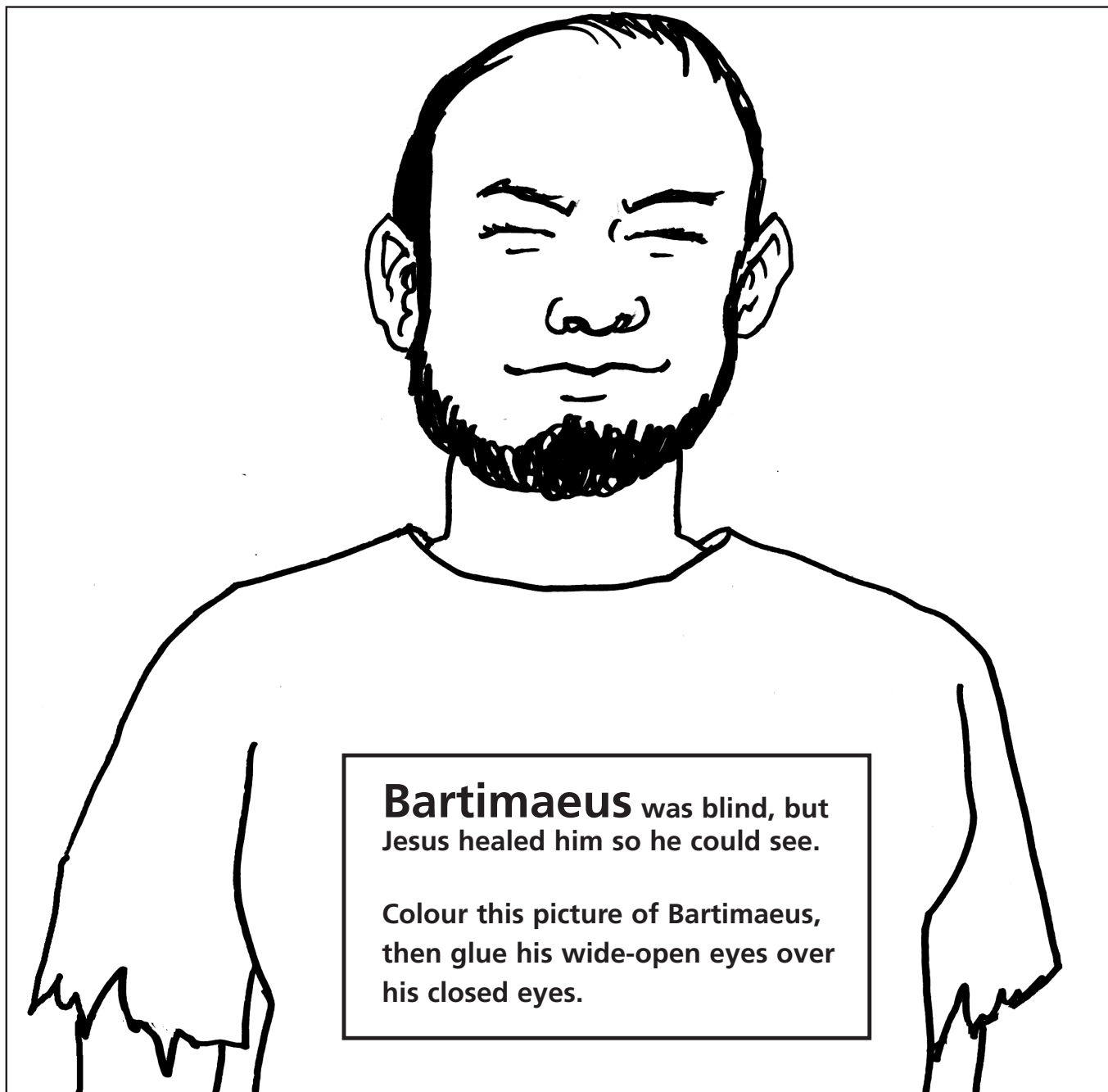
Turn the top wheel to see each scene of today's story.

A_yth_ng

i_ po_si_le

f_r_o_e_o_e _ho_a_ _ai_!

Ma_k 9:2_




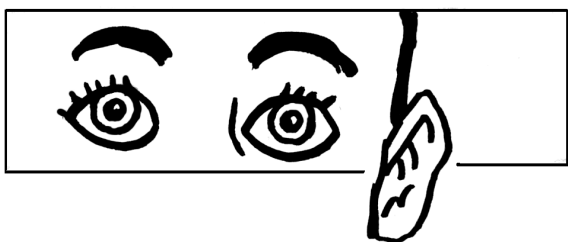
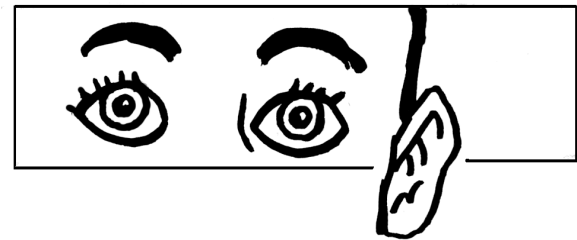

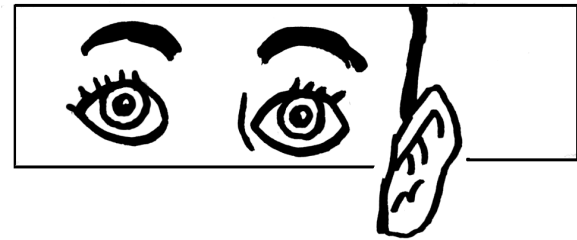
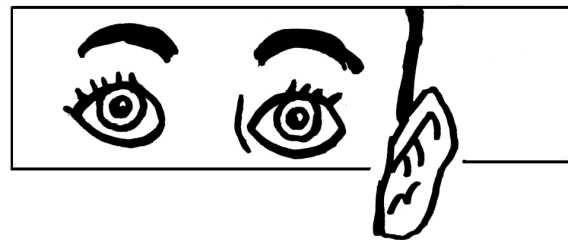
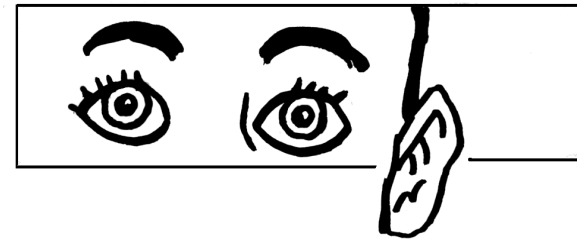
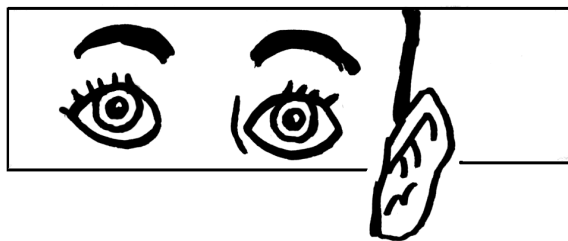
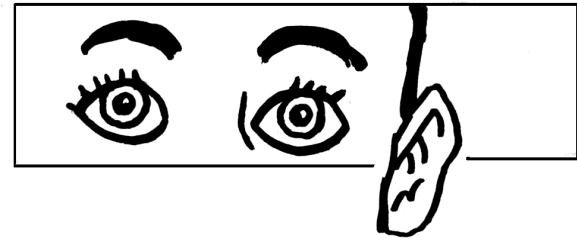
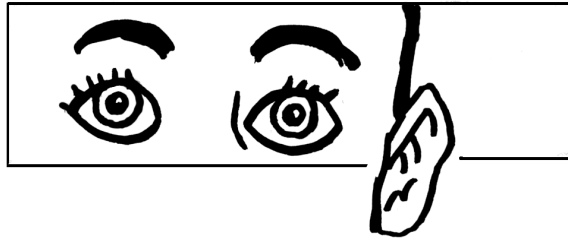
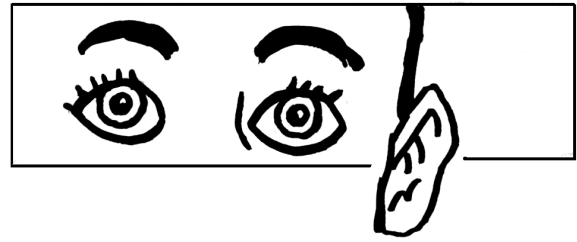
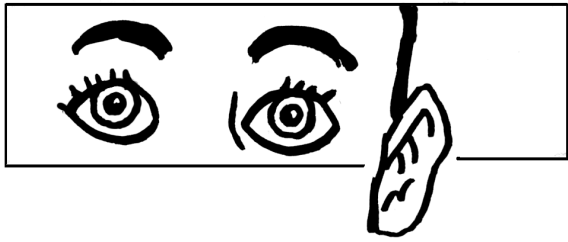
CODE	
ç = A	† = L
ı = B	± = M
£ = C	¢ = O
§ = D	Æ = R
¥ = E	Ç = S
æ = H	ı = T
µ = I	‡ = U
β = J	∅ = V

Why did Jesus heal Bartimaeus?

Find out by decoding this secret message using the code. Write your answers in the spaces provided below.

ı ç Æ ı µ ± ç ¥ ‡ Ç ı ¥ † µ ¥ ∅ ¥ §
 β ¥ Ç ‡ Ç £ ¢ ‡ † § æ ¥ ç † æ µ ±



Cut out a pair of eyes for each child. Glue the eyes over Bartimaeus' closed eyes on the take home sheet.





The greatest commandment

Help the teacher of the law find his way.
Record the letters you find along the path
to reveal the Memory verse.



L_ve Go_ w_ _h _ll yo_r h_ _rt,
so __, mi_d, _ _ _ str_ngt_.

Mark 12 v 30

God is the



of the



.

We need to love Him

with all our



soul,


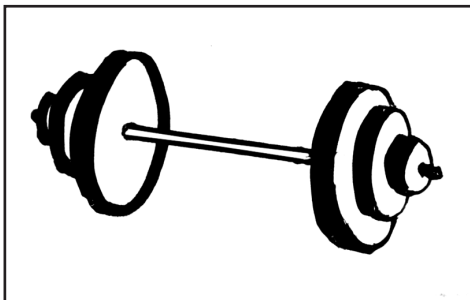

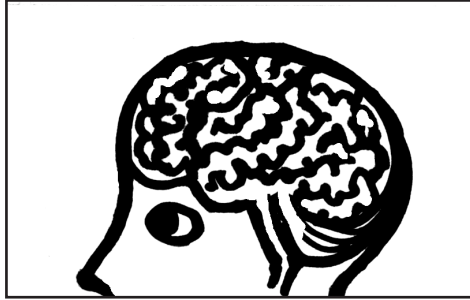


and




.




We also need to love others as we love ourselves.



© The Good Book Company 2008
The purchaser of CLICK Unit 11 (5-7s) is entitled to photocopy this page for use with his or her group.




© The Good Book Company 2008
The purchaser of CLICK Unit 11 (5-7s) is entitled to photocopy this page for use with his or her group.

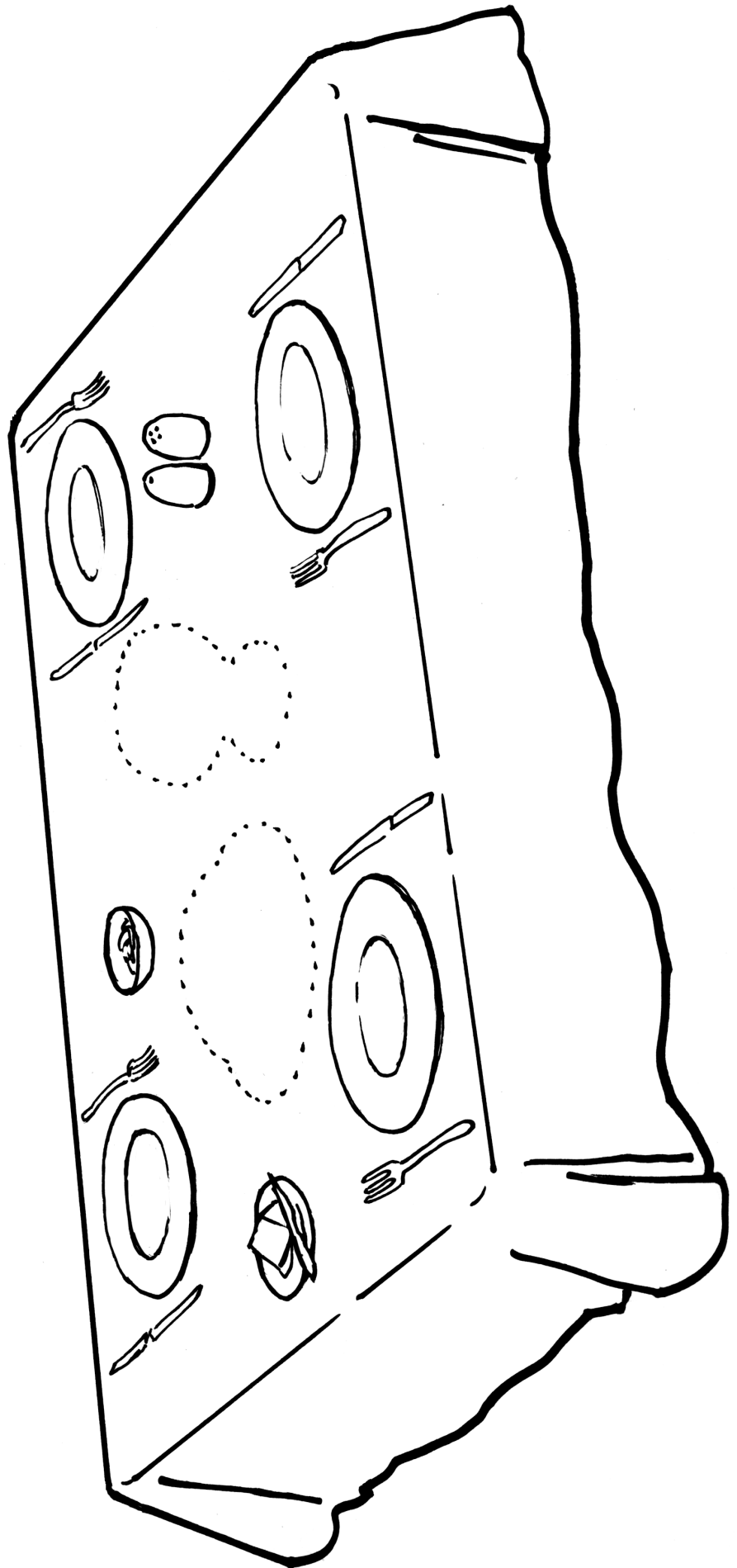


© The Good Book Company 2008

The purchaser of CLICK Unit 11 (5-7s) is entitled to photocopy this page for use with his or her group.



This is my body and my blood. Remember me.



1. Find Mary and ask her the following question – write down her answer on your notepad.

‘Mary, who do you think this man Jesus really is?’

2. Find Peter and ask him the following question – write down his answer on your notepad.

‘Peter, who do you think this man Jesus really is?’

3. Find Joshua and ask him the following question – write down his answer on your notepad.

‘Joshua, who do you think this man Jesus really is?’

4. Find Elizabeth and ask her the following question – write down her answer on your notepad.

‘Elizabeth, who do you think this man Jesus really is?’

5. Find Matthias and ask him the following question – write down his answer on your notepad.

‘Matthias, who do you think this man Jesus really is?’

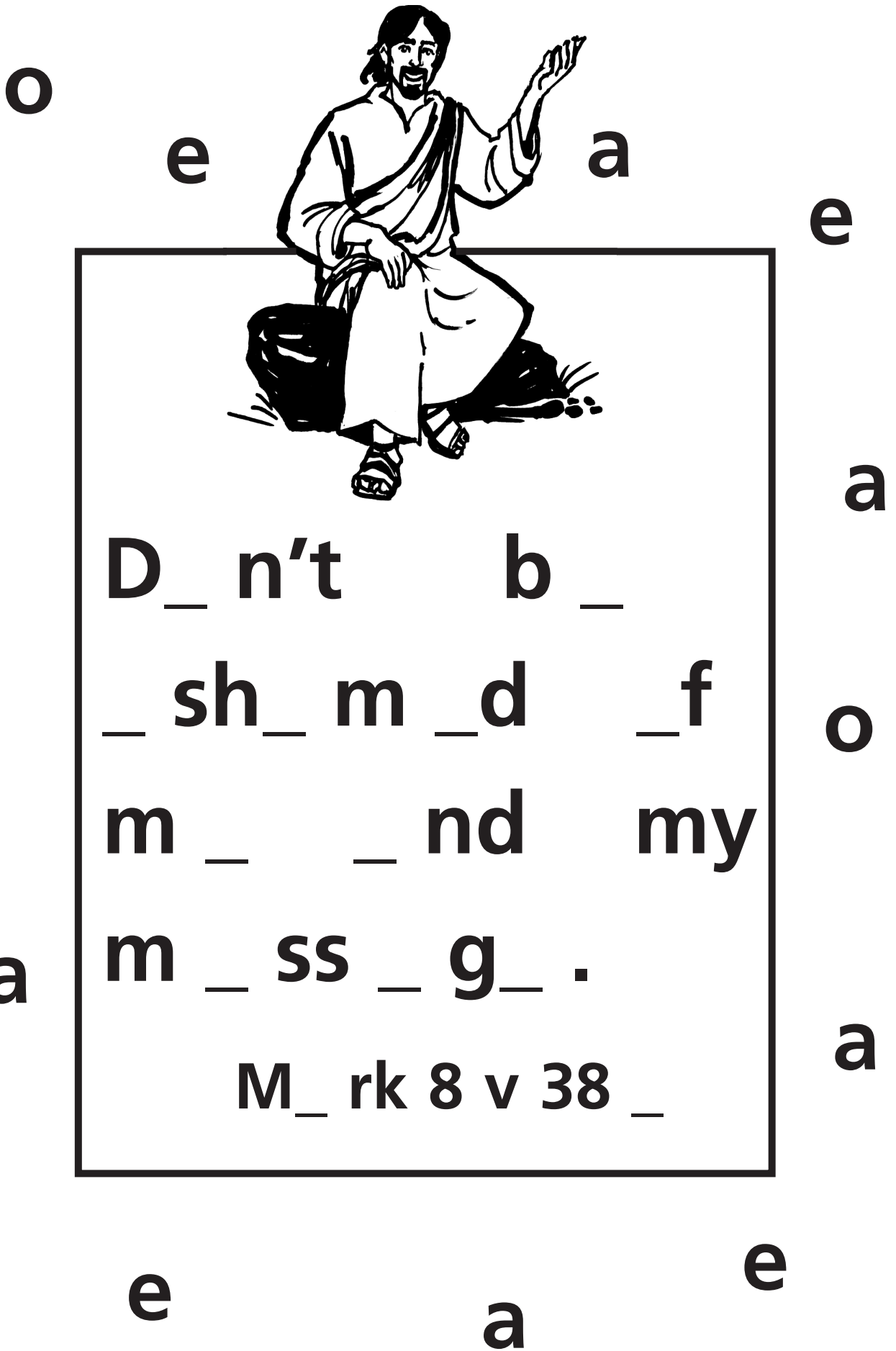
Mary – I am not really sure,
I think he could be John the
Baptist come back to life.


Matthias – I think he is a
rebel and he should be put
in prison.

Peter – I think from all I have
seen that he must be the
Christ that God has been
promising.



Joshua – I think he might be
Elijah. We have been waiting
for him for so long.

Elizabeth – I think at last God
has sent another prophet. It
has been so long since we
had one.





© The Good Book Company 2008
The purchaser of CLICK Unit 11 (5-7s) is entitled to photocopy this page for use with his or her group.



© The Good Book Company 2008

The purchaser of CLICK Unit 11 (5-7s) is entitled to photocopy this page for use with his or her group.







CLICK[®] 5-7s PLANNING SHEET

Use this sheet to plan your session—or fill it in quickly at the end of the session so that the leader next week knows what has been taught, how the session went, which songs were sung etc. You may find it helpful to keep these planning sheets in a ringbinder at church.

Session: _____

Date: _____

Leader's name: _____

 Start up	Comments
 Chat time	
 Bible focus	
 Teaching time	
 Activities	
 Bringing it together & prayer	

Notes for next week: