



CLICK®

UNIT 6 : 5-7s

The early church From Acts

Photocopiable masters for downloading

The following photocopiable masters are designed to be used with Unit 6 of CLICK (5-7s).

The contents remain the copyright of The Good Book Company. These masters may only be used by leaders who have purchased CLICK (5-7s) to use with their group. You can find full details of the CLICK teaching curriculum from our website (www.thegoodbook.co.uk) or by phoning a member of our admin team on 0845 225 0880.



The small print

CLICK is based on the kids@church programme from CEP Australia. The material has been revised, expanded and redesigned for use in the UK. Original material written by Ian Sargent, Rhonda Watson & Kirsty Birkett. Revised and expanded by Alison Mitchell (alison@thegoodbook.co.uk). Designs by Wild Associates Ltd and Jon Bradley. Extra illustrations by Kirsty McAllister.

CLICK is published by The Good Book Company, 37 Elm Road, New Malden, Surrey, KT3 3HB, UK. Tel: 0845 225 0880. www.thegoodbook.co.uk
Bible verses taken from Contemporary English Version (CEV) © American Bible Society 1991.







CLICK[®] 5-7s PLANNING SHEET

Use this sheet to plan your session—or fill it in quickly at the end of the session so that the leader next week knows what has been taught, how the session went, which songs were sung etc. You may find it helpful to keep these planning sheets in a ringbinder at church.


Session: _____

Date: _____

Leader's name: _____

 Start up	Comments
 Chat time	
 Bible focus	
 Teaching time	
 Activities	
 Bringing it together & prayer	

Notes for next week:



© The Good Book Company 2006

The purchaser of CLICK Unit 6 (5-7s) is entitled to photocopy this page for use with his or her group.

Jesus returned to heaven



He told us to
ai f_r h_m to
en t_e _ol_ _p_ri_!



Jesus est le roi (*French*)



— fold

fold —

uJesu Amakosi (*Zulu*)



Jesus ist der Konig (*German*)

— fold

fold —

Jesus is King

The coming of the Holy Spirit

Read each sentence and draw a picture.
Cut out the shape and fold along the dotted lines.
Use glue to join the ends and form a triangular prism.

GLUE HERE	<div data-bbox="430 934 502 1462"><p>The Holy Spirit came and the disciples saw what looked like fiery tongues.</p></div> <div data-bbox="1260 1560 1332 1968"><p>The disciples waited for Jesus to send the Holy Spirit.</p></div>	<div data-bbox="1268 340 1340 578"><p>Peter told others about Jesus.</p></div>	GLUE HERE
-----------	---	--	-----------



© The Good Book Company 2006

The purchaser of CLICK Unit 6 (5-7s) is entitled to photocopy this page for use with his or her group.



© The Good Book Company 2006

The purchaser of CLICK Unit 6 (5-7s) is entitled to photocopy this page for use with his or her group.





© The Good Book Company 2006

The purchaser of CLICK Unit 6 (5-7s) is entitled to photocopy this page for use with his or her group.

Leaping and Praising God

God enabled
Peter and John to
heal the man who
was lame.

Colour in the pictures,
then cut out the arm
and the leg and glue
them onto the picture
of the man leaping.

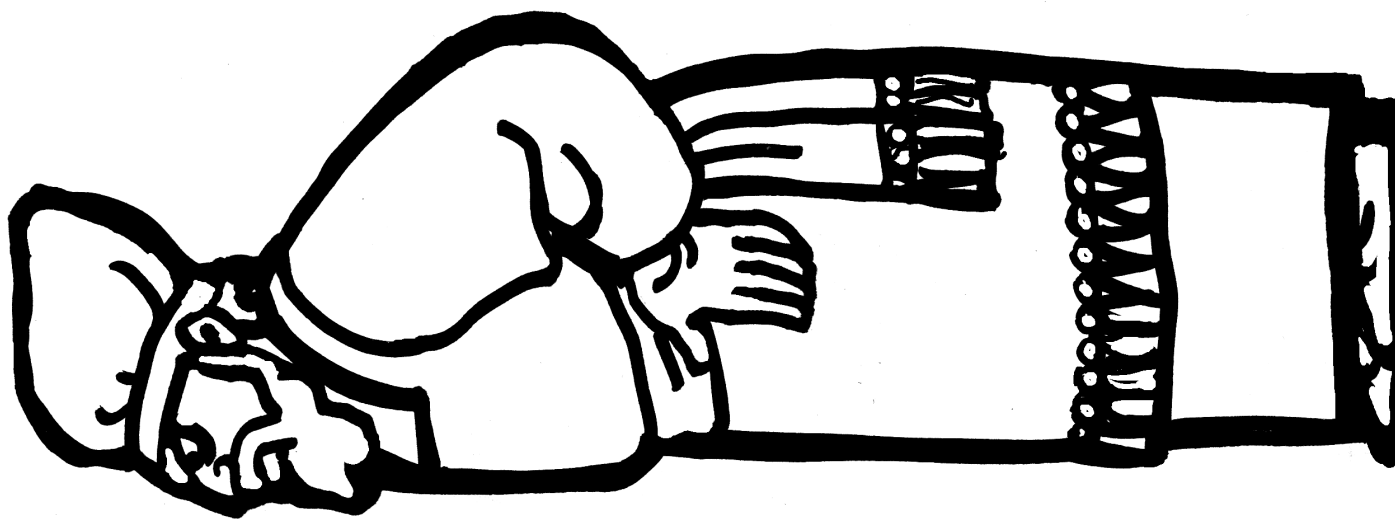



◀ cut out ▶
and stick
in place



© The Good Book Company 2006

The purchaser of CLICK Unit 6 (5-7s) is entitled to photocopy this page for use with his or her group.



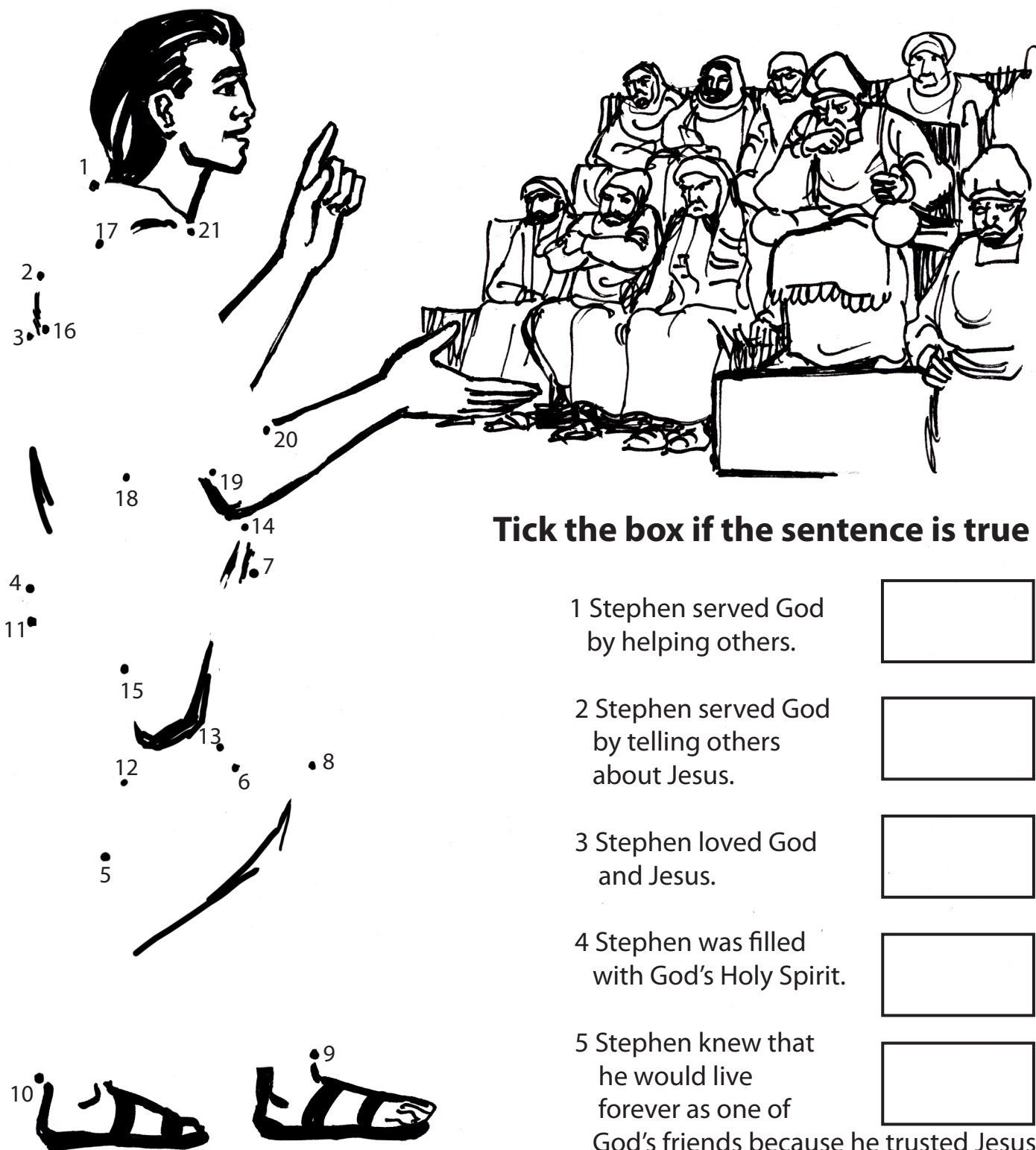




I will send you
the Spirit
who comes from
the Father and
shows what
is true.

J o h n 1 5 v 2 6 a (C E V)

Telling the Good News



Tick the box if the sentence is true

1 Stephen served God by helping others.

☐

2 Stephen served God by telling others about Jesus.

☐

3 Stephen loved God and Jesus.

☐

4 Stephen was filled with God's Holy Spirit.

☐

5 Stephen knew that he would live forever as one of God's friends because he trusted Jesus.

☐

I will send you the Spirit who comes from the Father and shows what is true. John 15:26a (CEV)

Philip explains the Good News!



Colouring by numbers: 1 dark green 2 red 3 light blue 4 light green 5 blue
 6 pink flesh 7 brown flesh 8 golden yellow 9 black *or whatever colours you think look good*



Can you find all these words
in the puzzle?

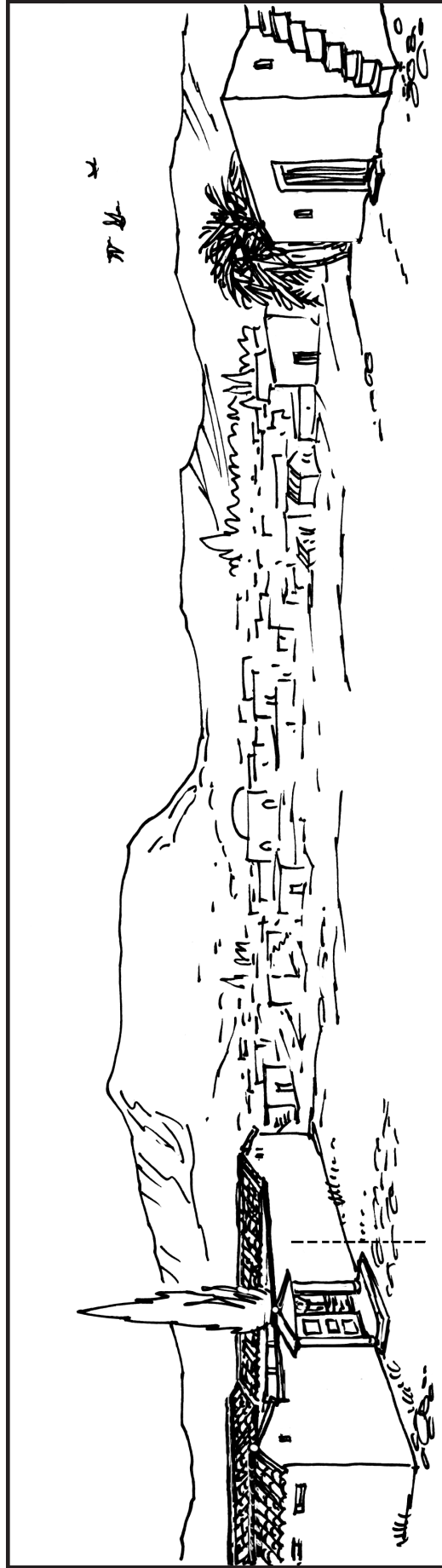
B	A	P	T	I	S	E
X	M	H	G	O	D	R
S	P	I	R	I	T	O
Z	Y	L	G	A	Z	A
V	T	I	W	O	R	D
E	X	P	L	A	I	N

BAPTISE
 SPIRIT
 PHILIP
 EXPLAIN
 GAZA
 ROAD
 GOD
 WORD

The Spirit will help you and will tell you about me John 15 v 26b (CEV)

God invites people from all countries to trust in Jesus and become His friends.

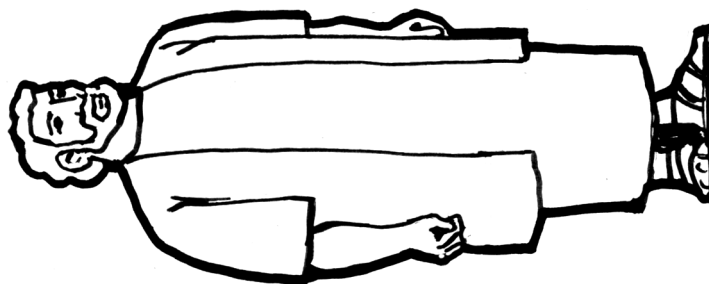
Colour the houses.
Cut a slit along the dotted line.
Cut out the picture of the men
and the paper strip.
Put the paper strip through the slit
and pull the paper to bring Peter to
Cornelius' house.



▲ SLIT




CUT OUT




Peter



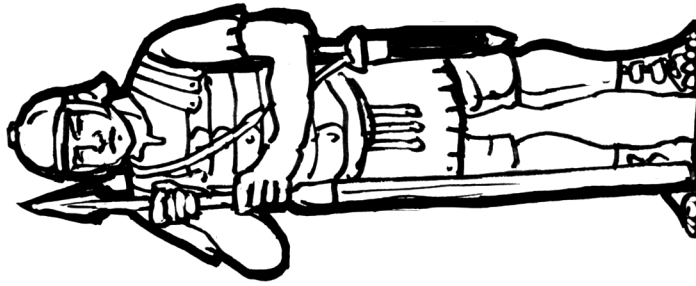
Soldier 1




Soldier 2




Soldier 3




Soldier 4



Angel



Rhoda




Peter's friends

© The Good Book Company 2006

The purchaser of CLICK Unit 6 (5-7s) is entitled to photocopy this page for use with his or her group.

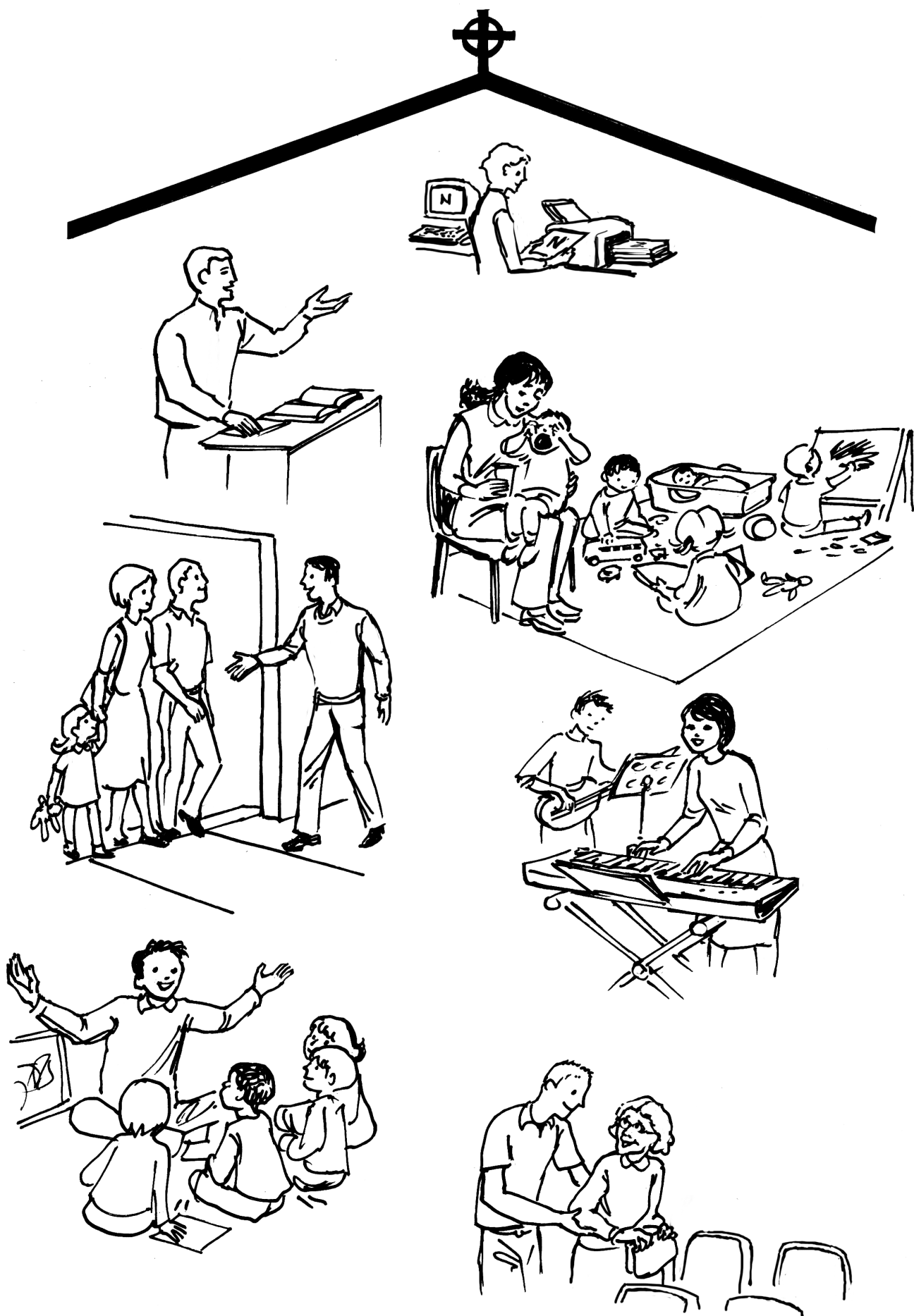
God rescues Peter!

Colour fill inside the dotted shapes yellow to find out who God sent to rescue Peter from the prison.




I was surprised
to see _____.
We thought he was
still in _____.
God had answered
our _____.






© The Good Book Company 2006

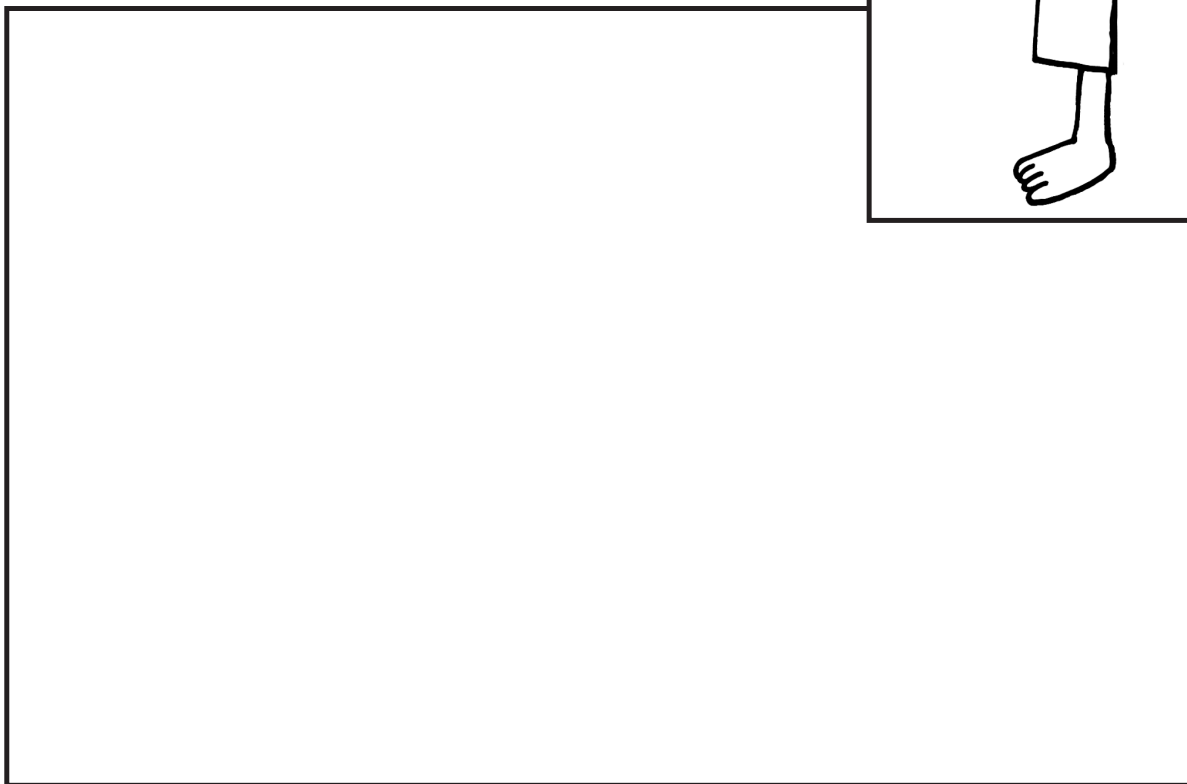

The purchaser of CLICK Unit 6 (5-7s) is entitled to photocopy this page for use with his or her group.



Living God's way



Complete the picture of the boy.



Memory verse.

G_d h_s g_v_n _ _ ch _f
_s d_ff_r_nt g_fts t_ _s_.

Romans 12 v 6a (CEV)

Place
a e i o or u
in the spaces to
complete the
memory verse.

Jesus spent time with people who were not liked and were ignored by others.



Jesus helped the poor and healed the sick.



He fed people when they were hungry.



Jesus also showed people love by telling them about the kingdom of God.



© The Good Book Company 2006

The purchaser of CLICK Unit 6 (5-7s) is entitled to photocopy this page for use with his or her group.





God's people are to act in love

Unjumble the letters to find out
how God wants us to act towards each other:

dnki , tteiapn , yoall , eullhpf




Colour these words

God has given
us different
gifts to use.

Romans 12:6 CEV


© The Good Book Company 2006

The purchaser of CLICK Unit 6 (5-7s) is entitled to photocopy this page for use with his or her group.




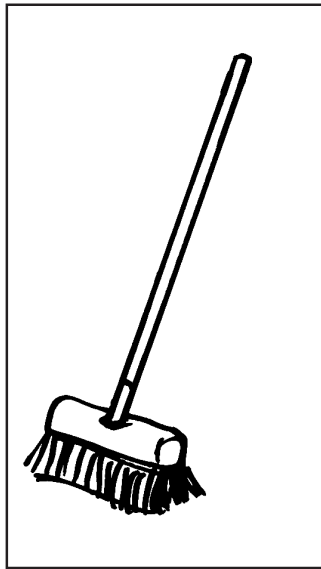
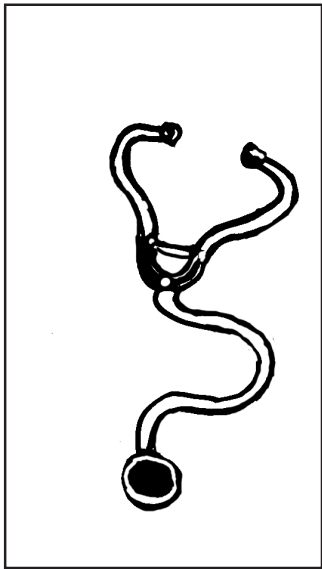


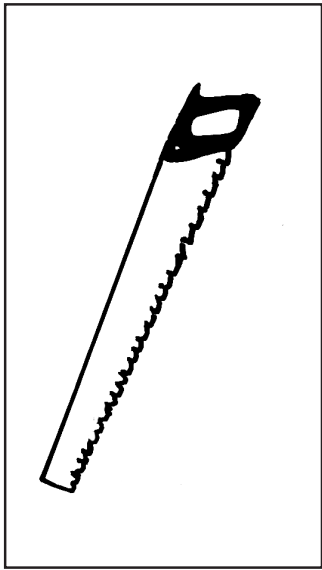


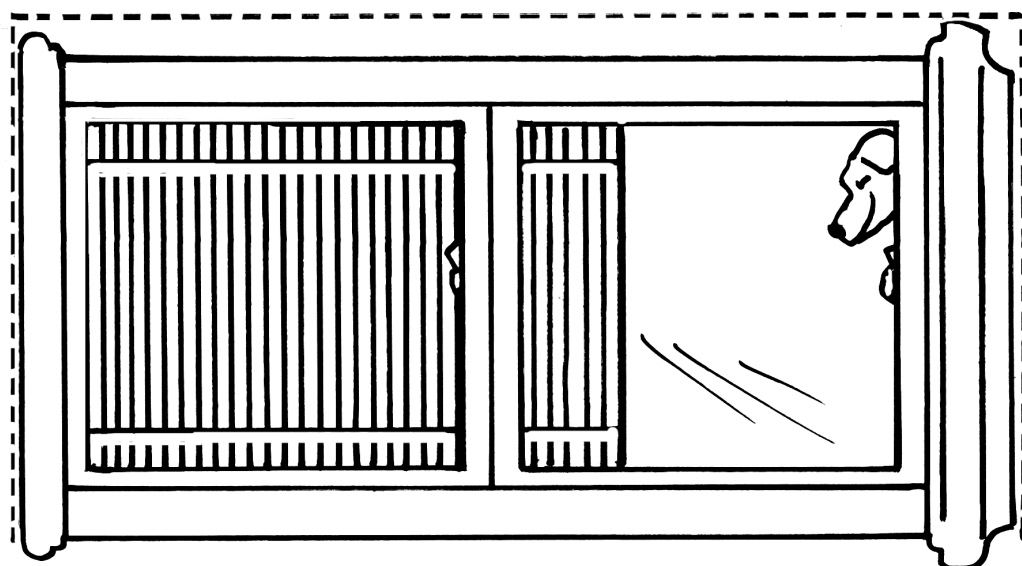
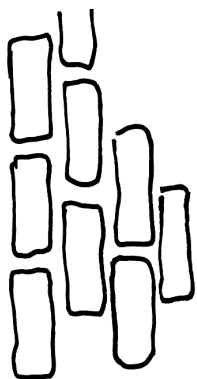
Invitation

FOLD 1




FOLD 2







5



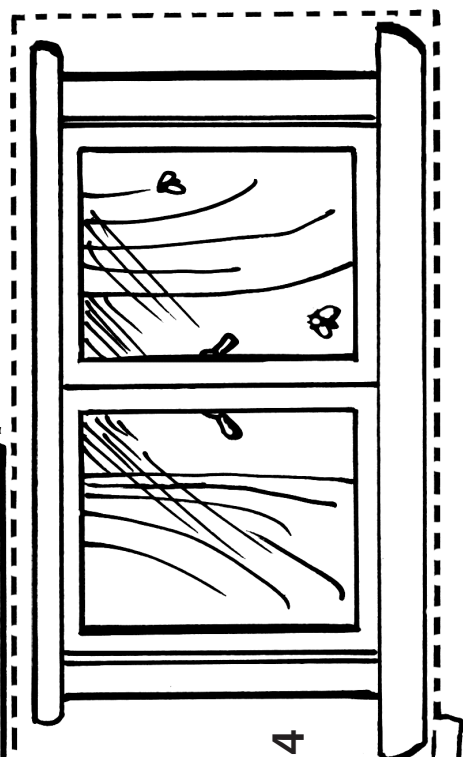
2



1



3



4



© The Good Book Company 2006

The purchaser of CLICK Unit 6 (5-7s) is entitled to photocopy this page for use with his or her group.

**Be sensible
and pray.**
1 Peter 4 v 7

**Welcome
people into
your home.**
1 Peter 4 v 9

**You
must
really
love
each
other.**
1 Peter 4 v 8

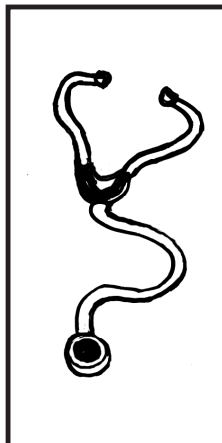



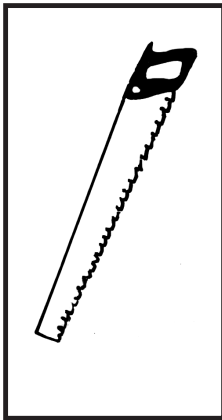
**Do
everything
in a way
that brings
glory to
God.**
1 Peter 4 v 11

**Use your
gift well.**
1 Peter 4 v 10

Helping others, serving Jesus



Look at the card and then
draw one of God's family
helping others.
The first one is done for you.



God has given each of us different gifts to use. Romans 12 v 6a (CEV)