



CLICK®

UNIT 5 : 5-7s

Who is Jesus?

From John's Gospel

Photocopiable masters for downloading

The following photocopiable masters are designed to be used with Unit 5 of CLICK (5-7s).

The contents remain the copyright of The Good Book Company. These masters may only be used by leaders who have purchased CLICK (5-7s) to use with their group. You can find full details of the CLICK teaching curriculum from our website (www.thegoodbook.co.uk) or by phoning a member of our admin team on 0845 225 0880.



The small print

CLICK is based on the kids@church programme from CEP Australia. The material has been revised, expanded and redesigned for use in the UK. Original material written by Monique Mannile, Rhonda Watson & Kirsty Birkett. Revised and expanded by Alison Mitchell (alison@thegoodbook.co.uk). Designs by Wild Associates Ltd and Jon Bradley. Extra illustrations by Kirsty McAllister. CLICK is published by The Good Book Company, 37 Elm Road, New Malden, Surrey, KT3 3HB, UK. Tel: 0845 225 0880. www.thegoodbook.co.uk Bible verses taken from Contemporary English Version (CEV) © American Bible Society 1991.







CLICK[®] 5-7s PLANNING SHEET

Use this sheet to plan your session—or fill it in quickly at the end of the session so that the leader next week knows what has been taught, how the session went, which songs were sung etc. You may find it helpful to keep these planning sheets in a ringbinder at church.

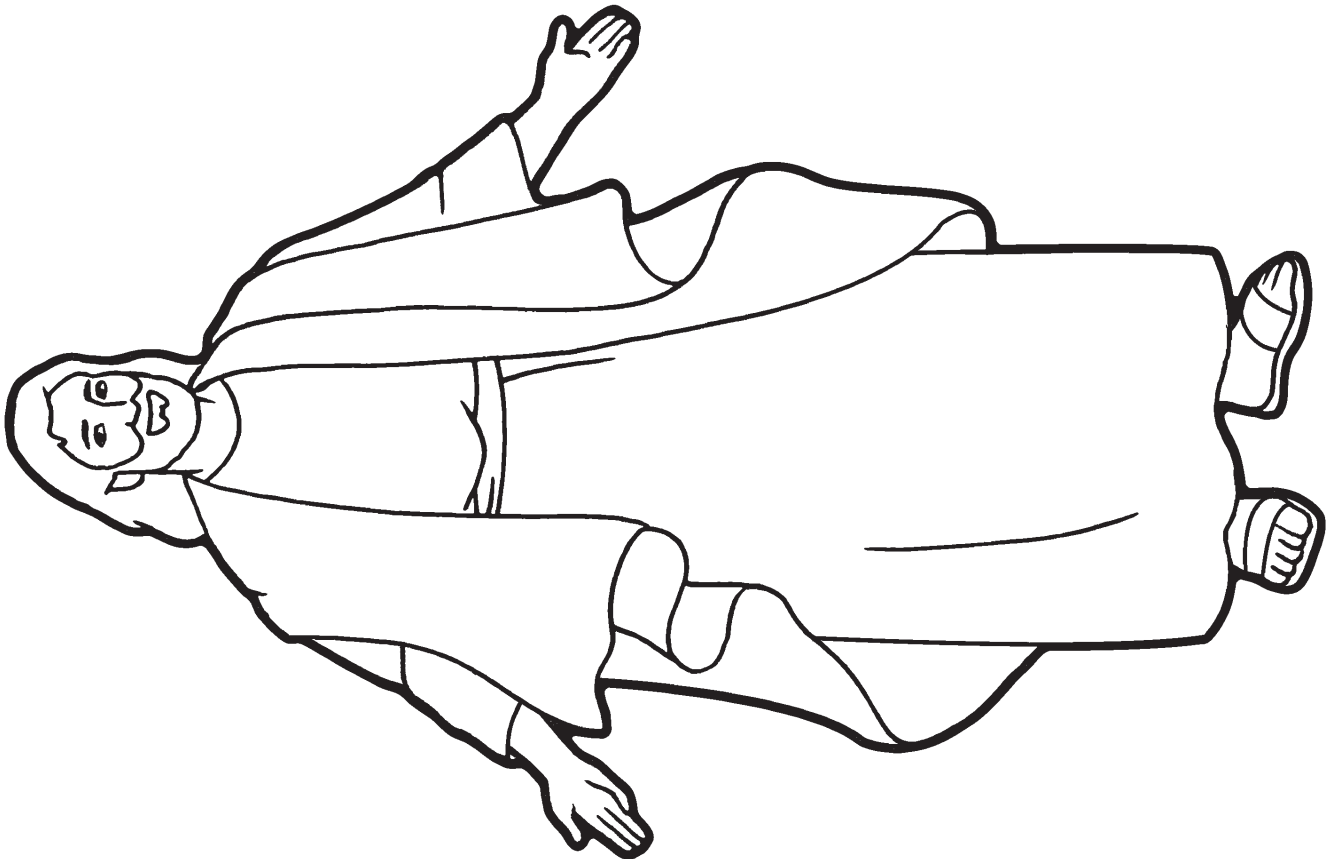
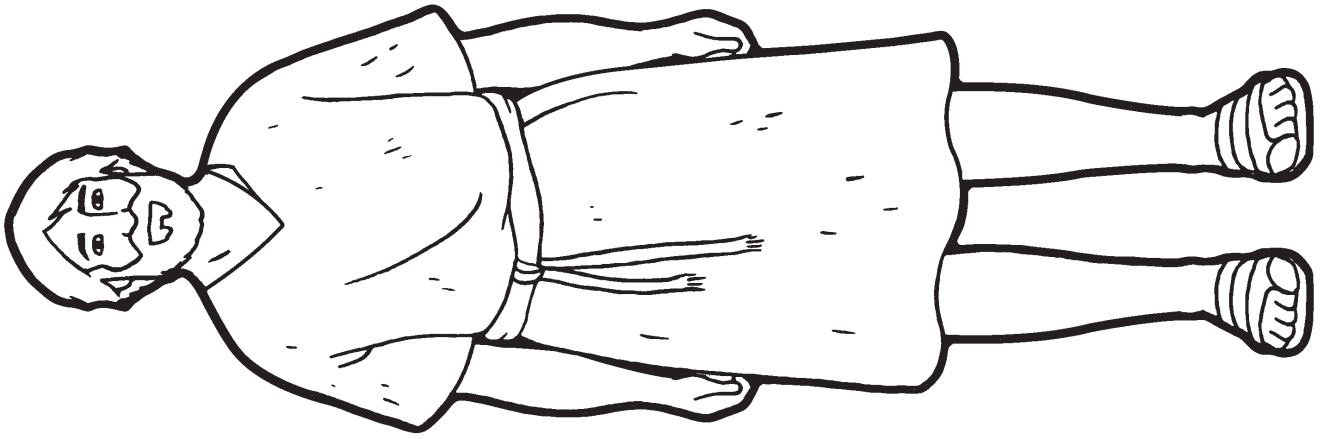
Session: _____

Date: _____

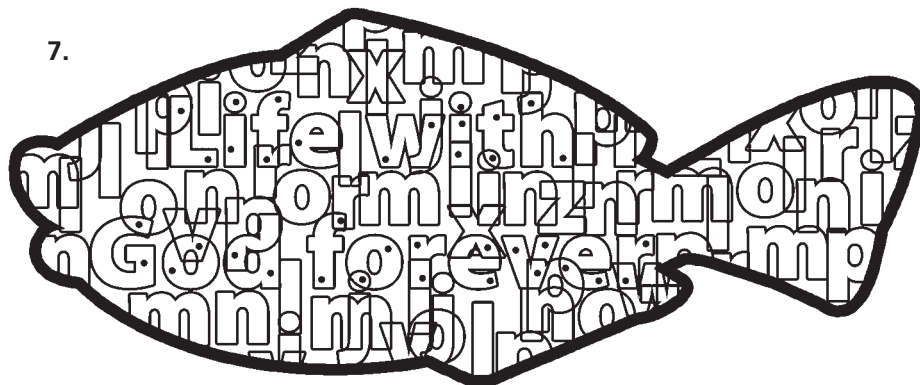

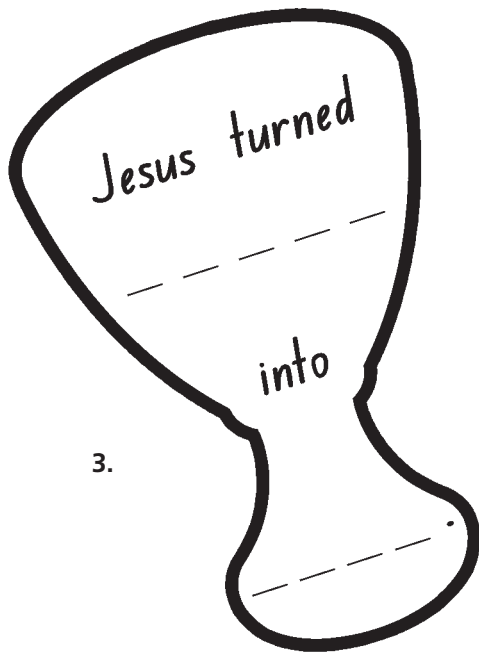
Leader's name: _____


 Start up	Comments
 Chat time	
 Bible focus	
 Teaching time	
 Activities	
 Bringing it together & prayer	

Notes for next week:




© The Good Book Company 2006
The purchaser of CLICK Unit 5 (5-7s) is entitled to photocopy this page for use with his or her group.



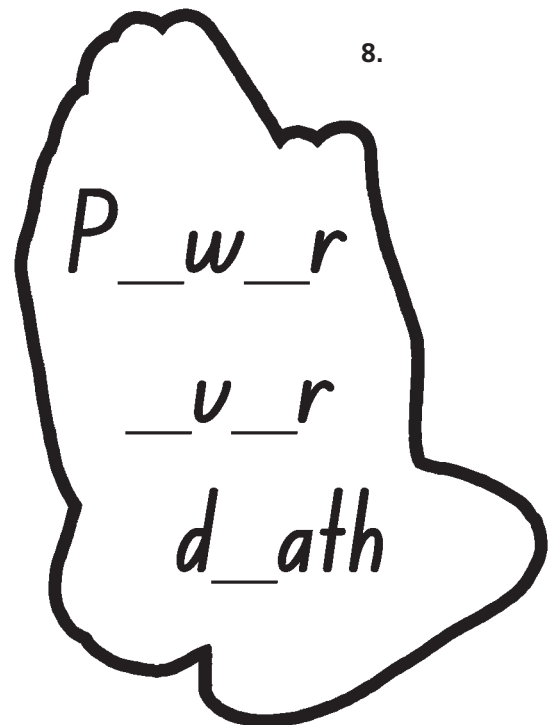



6.

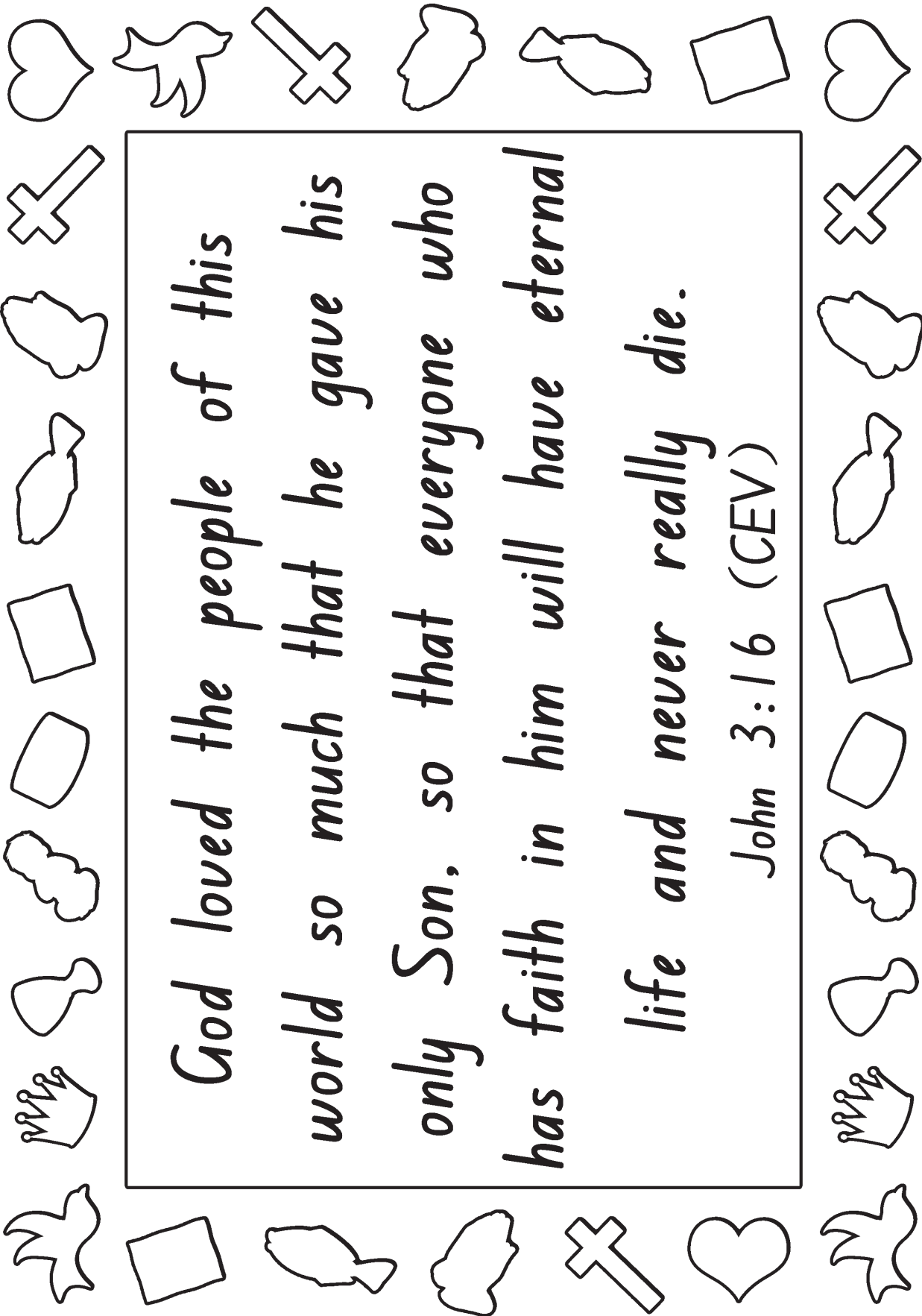


10.

9.



8.



God loved the people of this world so much that he gave his only Son, so that everyone who has faith in him will have eternal life and never really die.

John 3:16 (CEV)

See
and
Come



Jesus





Please come and see how we
learn about Jesus at my
church.

Time: _____ to _____

Where:

I'd love to see you there.

From






God loved the people of this world so
much that he gave his only Son so that
everyone who has faith in him will have
eternal life and never really die.

John 3:16 (CEV)

God loved the people of this world so much that he gave his only Son so that everyone who has faith in him will have eternal life and never really die. John 3:16 (CEV)

Cut around this template, fold in half along the dotted line, and then cut along the lines.





© The Good Book Company 2006
The purchaser of CLICK Unit 5 (5-7s) is entitled to photocopy this page for use with his or her group.

Miracle sentences

Jesus walked on water

Jesus made a blind man see

Jesus turned water into wine

Jesus fed 5000 people

Jesus healed a man who was lying on a mat because he couldn't walk

Jesus helped the fishermen to catch lots of fish

'Jesus has power over death. He gives life!'

God wants you to
have faith in the
one he sent.

John 6:29 (CEV)

WANTED



© The Good Book Company 2006

The purchaser of CLICK Unit 5 (5-7s) is entitled to photocopy this page for use with his or her group.

EASTER EXTRA!

Easter story cookies

This is a great recipe to teach your children the REAL story of Easter. Do this activity BEFORE Easter Sunday.

A unique way for retelling the Easter story is by making Easter or Resurrection cookies. You could make the cookies with the children the week before Easter Sunday. Optional Bible readings are included to read with the children as they prepare the cookie mix.

After baking, these biscuits are left in the oven overnight. In the morning they are hollow, just like Jesus' tomb.

You will need:

- 1 cup whole pecans
- 1 teaspoon vinegar
- 3 egg whites
- a pinch salt
- 1 cup sugar
- a ziplock bag
- 1 wooden spoon
- waxed paper
- biscuit tray
- an electric mixer
- A Bible

Instructions:

1. Preheat oven to 180°C (this is very important—don't wait until you are half done with the recipe).
2. Cover the biscuit tray with waxed paper and set aside.
3. Place pecans in ziplock bag and let children beat them with the wooden spoon to break into small pieces. You may need to crush them some more after the children are done. As the children do this, explain that after Jesus was arrested, He was beaten by the Roman soldiers. (Read **John 19 v 1–3**.)
4. Let each child smell the vinegar. Add 1 teaspoon vinegar into mixing bowl. Explain that when Jesus was thirsty on the cross, He was given vinegar to drink. (Read **John 19 v 28–30**.)
5. Add egg whites to the vinegar. Tell the children that eggs represent life. Explain that Jesus gave His life in order to give us eternal life. (Read **John 10 v 10–11**.)
6. Sprinkle a little salt into each child's hand. Let them taste it and brush the rest into the bowl. Explain that this represents the salty tears shed by Jesus' followers when He died. (Read **Luke 23 v 27**.)
7. Note that so far the ingredients are not very appetizing. Add 1 cup sugar to the mix and explain that the sweetest part of the story is that Jesus died because He loves us. He wants us to know Him and belong to Him. (Read **John 3 v 16**.)
8. Beat the mixture on high speed for 12 to 15 minutes until stiff peaks are formed. Fold in the broken nuts. Drop a teaspoonful at a time onto the biscuit tray. Explain that each mound represents the rocky tomb where Jesus' body was laid. (Read **John 19 v 41–42**.)
9. Put the tray in the oven, close the door and turn the oven OFF.
10. On Easter Sunday give everyone a cookie. Notice the cracked surface and take a bite. The cookies are hollow! On the first Easter Day Jesus' followers were amazed to find the tomb open and empty. (Read **John 20 v 1–8**.)



**Lord and
Good X**



© The Good Book Company 2006
The purchaser of CLICK Unit 5 (5-7s) is entitled to photocopy this page for use with his or her group.