



CLICK®

UNIT 2 : 5-7s

God the Creator and Covenant Maker From Genesis

Photocopiable masters for downloading

The following photocopiable masters are designed to be used with Unit 2 of CLICK (5-7s).

The contents remain the copyright of The Good Book Company. These masters may only be used by leaders who have purchased CLICK (5-7s) to use with their group. You can find full details of the CLICK teaching curriculum from our website (www.thegoodbook.co.uk) or by phoning a member of our admin team on 0845 225 0880.



The small print

CLICK is based on the kids@church programme from CEP Australia. The material has been revised, expanded and redesigned for use in the UK. Original material written by Tracey Mayo, Ian Sargent, Rhonda Watson. Revised and expanded by Alison Mitchell (alison@thegoodbook.co.uk). Designs by Wild Associates Ltd and Jon Bradley. Extra illustrations by Kirsty McAllister.

CLICK is published by The Good Book Company, 37 Elm Road, New Malden, Surrey, KT3 3HB, UK. Tel: 0845 225 0880. www.thegoodbook.co.uk
Bible verses taken from Contemporary English Version (CEV) © American Bible Society 1991.







CLICK[®] 5-7s PLANNING SHEET

Use this sheet to plan your session—or fill it in quickly at the end of the session so that the leader next week knows what has been taught, how the session went, which songs were sung etc. You may find it helpful to keep these planning sheets in a ringbinder at church.

Session: _____

Date: _____

Leader's name: _____

 Start up	Comments
 Chat time	
 Bible focus	
 Teaching time	
 Activities	
 Bringing it together & prayer	

Notes for next week:





God created the world!

Find out what God thought of his creation by using the key to fill the gaps.







_____.



_____.

Key

= A	= J	= S
= B	= K	= T
= C	= L	= U
= D	= M	= V
= E	= N	= W
= F	= O	= X
= G	= P	= Y
= H	= Q	= Z
= I	= R	

Genesis 1:31a (CEV)

What an awesome God!






© The Good Book Company 2005

The purchaser of CLICK Unit 2 (5-7s) is entitled to photocopy this page for use with his or her group.

Find the creatures that God made—they are hidden in the Garden of Eden! Then colour them in.

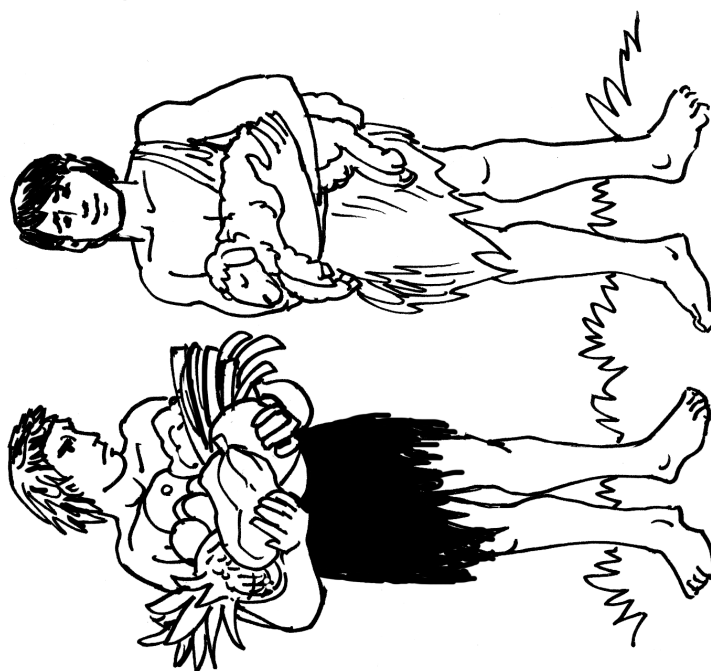


© The Good Book Company 2005

The purchaser of CLICK Unit 2 (5-7s) is entitled to photocopy this page for use with his or her group.



1



8



7




2

© The Good Book Company 2005

The purchaser of CLICK Unit 2 (5-7s) is entitled to photocopy this page for use with his or her group.



3



6

© The Good Book Company 2005

The purchaser of CLICK Unit 2 (5-7s) is entitled to photocopy this page for use with his or her group.



5



4

Colour Adam, Eve and the snake




What advice would you give Adam and Eve about eating the forbidden fruit?



Fill in the gaps to find out what God wants us to do.


_ove the _ord
 _our _od _ith
 _ll your _eart, _oul,
 _trength and _ind.

Luke 10:27 (CEV)

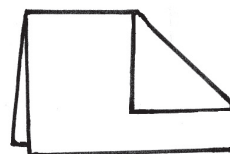



t	i	g	e	r
h	o	r	s	e
l	i	z	a	r
d	b	i	r	d

tiger	horse	lizard	bird
--------------	--------------	---------------	-------------



How to fold the ark




Begin with a sheet of A4 paper.

Fold the paper in half.

Fold the top right-hand corner into the centre.



Fold the top left-hand corner into the centre.



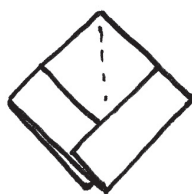
Fold one flap upwards.



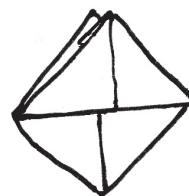
Fold the second flap upwards.



Place your thumbs inside the paper. Pull outwards and ...



... flatten the paper.



Fold one flap up from the bottom.



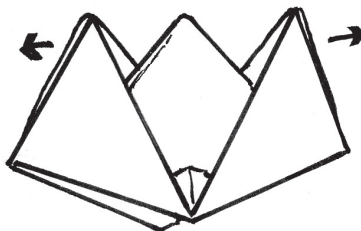
Turn the paper over and fold the second flap upwards.



Place your thumbs inside the paper. Pull outwards and ...

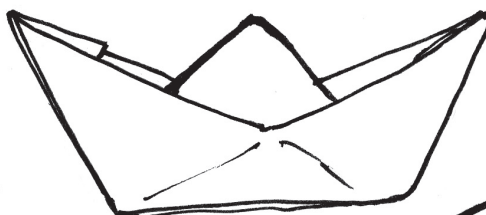


.. flatten the paper.




Pull the ends outwards.

Now ... put your thumbs in the middle of the boat and pull the paper outwards.



You should now have a paper ark!

God provides a way out!



First cut between the pieces where you see these arrows; then cut out all the pieces. Find the ark as you put the puzzle together.


1

_b_am



_a_ai

2




Colour the spaces with dots to find out what happened.

3

God told Abram

to



his country and go
to another



4

Problems!

a) Abram didn't have
any children.

b) There were people
living in Canaan.

Do you think God is able
to keep his promises to
Abram? _____

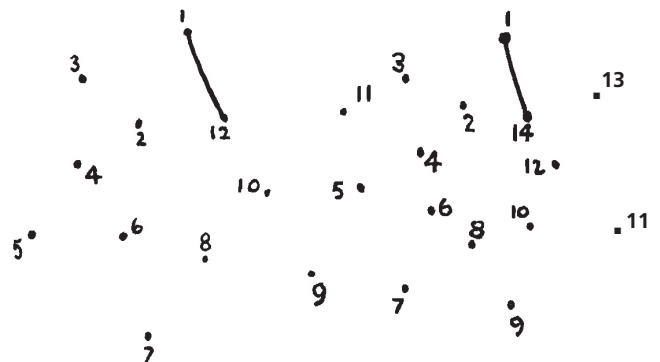
5

Abram trusted God.

He built an altar and


the Lord.

6

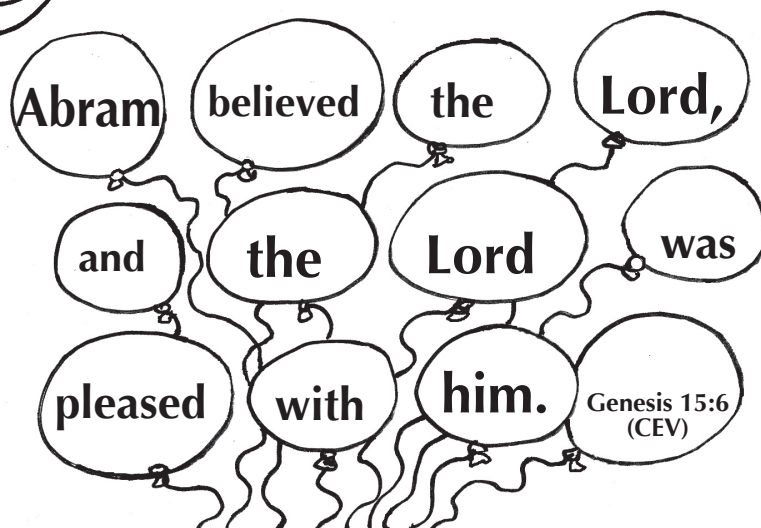




Help Abram, Sarai and Lot make their way to Canaan.



Practise saying the memory verse.
Tick the balloons or colour them in
when you can remember each word.




A	B	R	A	M	Z	X	L	O	T
B	M	S	O	D	O	M	A	S	R
R	G	O	D	M	G	G	N	A	R
A	S	H	E	E	P	R	D	R	L
H	C	H	O	O	S	E	Z	A	E
A	T	R	U	S	T	Z	W	H	A
M	P	R	O	M	I	S	E	W	V
Q	O	B	E	Y	W	L	O	V	E
S	P	O	K	E	J	E	S	U	S

ABRAM
SHEEP
SPOKE
LOVE

ABRAHAM
PROMISE
OBEY
SODOM

GOD
LEAVE
LOT
CHOOSE

TRUST
SARAH
LAND
JESUS









100	99	98	97	96	95	94	93	92	91
90	89	88	87	86	85	84	83	82	81
80	79	78	77	76	75	74	73	72	71
70	69	68	67	66	65	64	63	62	61
60	59	58	57	56	55	54	53	52	51
50	49	48	47	46	45	44	43	42	41
40	39	38	37	36	35	34	33	32	31
30	29	28	27	26	25	24	23	22	21
20	19	18	17	16	15	14	13	12	11
10	9	8	7	6	5	4	3	2	1

Instructions:

1. Colour the pictures.
2. Cut out the circles.
3. Cut out the segment from the first circle.
4. Place the first circle with the segment removed on top of the circle with the pictures.
5. Put a split pin through the middle of the circles.
6. Move the top circle to reveal the pictures telling the story of Abraham and Sarah.



Family tree



Harry and Sally got married.



They had three children:
Mark, Sue and Ruth.

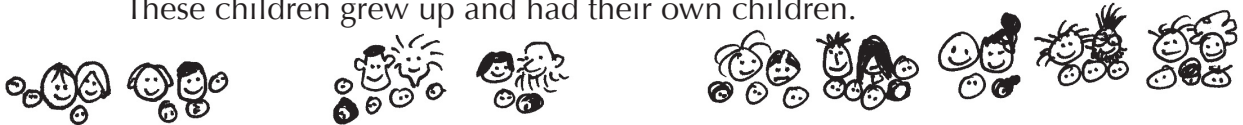


Mark, Sue and Ruth got married and had their own children.




FOLD

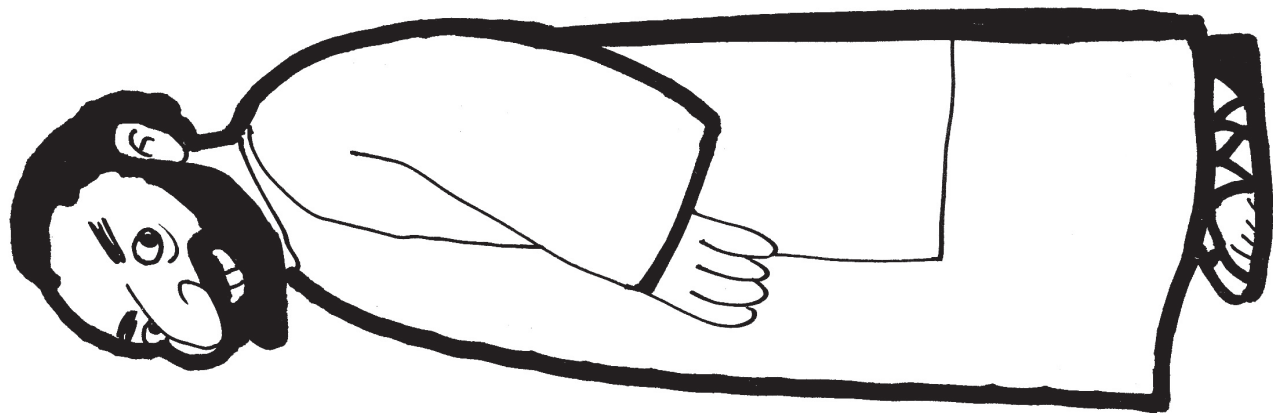
These children grew up and had their own children.

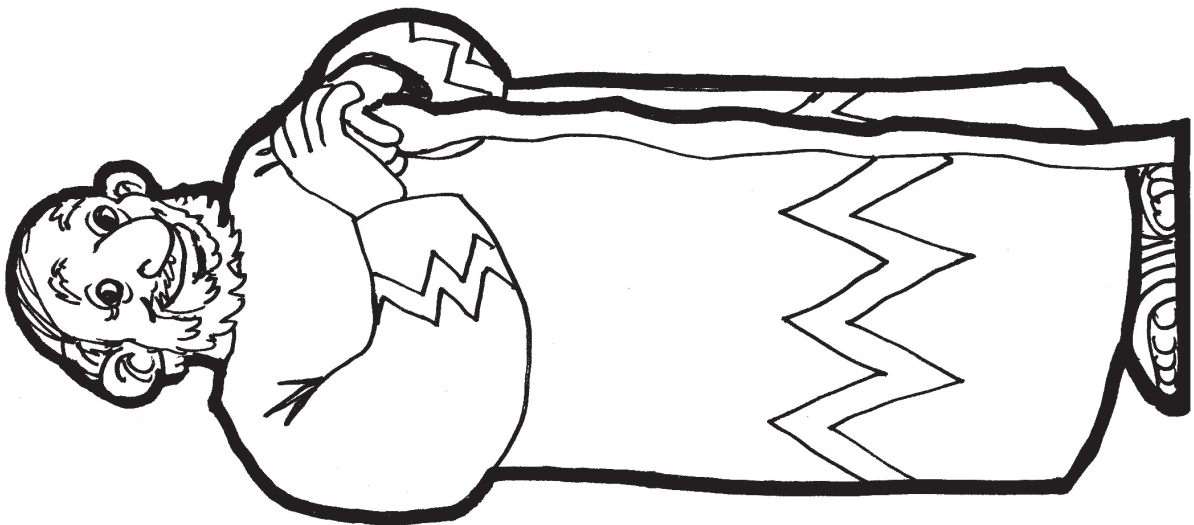
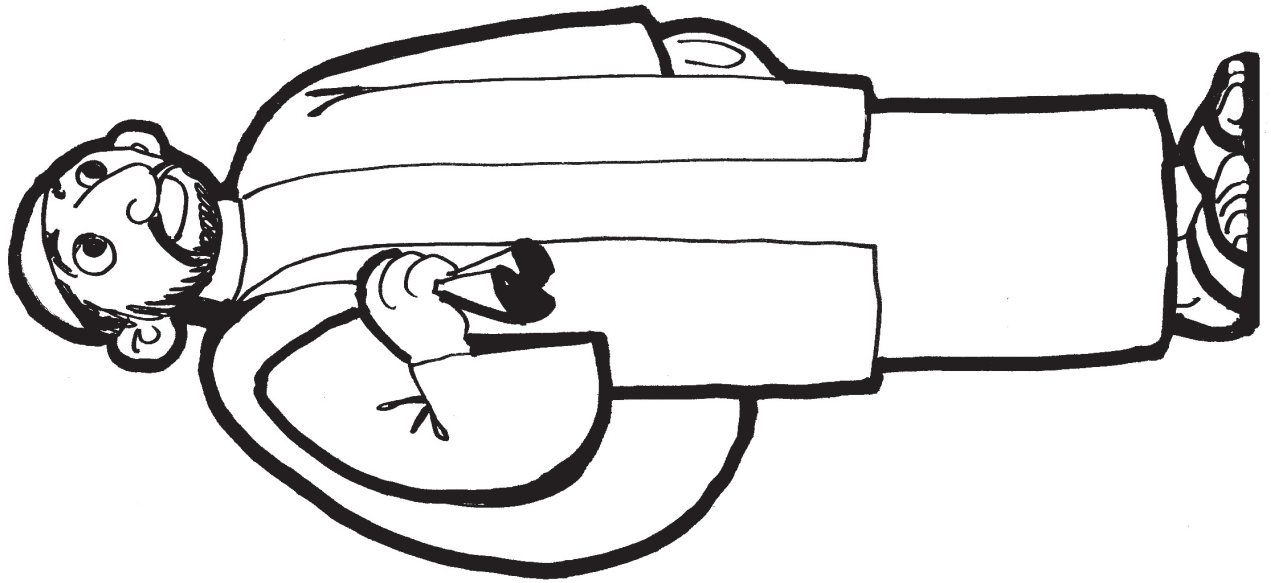


These children grew up and had their own children.



Imagine how many descendants Harry and Sally will have when these children grow up and have their own children!






© The Good Book Company 2005

The purchaser of CLICK Unit 2 (5-7s) is entitled to photocopy this page for use with his or her group.

Your	family
will	be
a	blessing
to	all
people.	Genesis 28 v 14b (CEV)
Your	family
will	be
a	blessing
to	all
people.	Genesis 28 v 14b (CEV)



Word bank

Trust
Servant
Drink
Answers
Prayed
Isaac
Laban
God
Camels


Clues

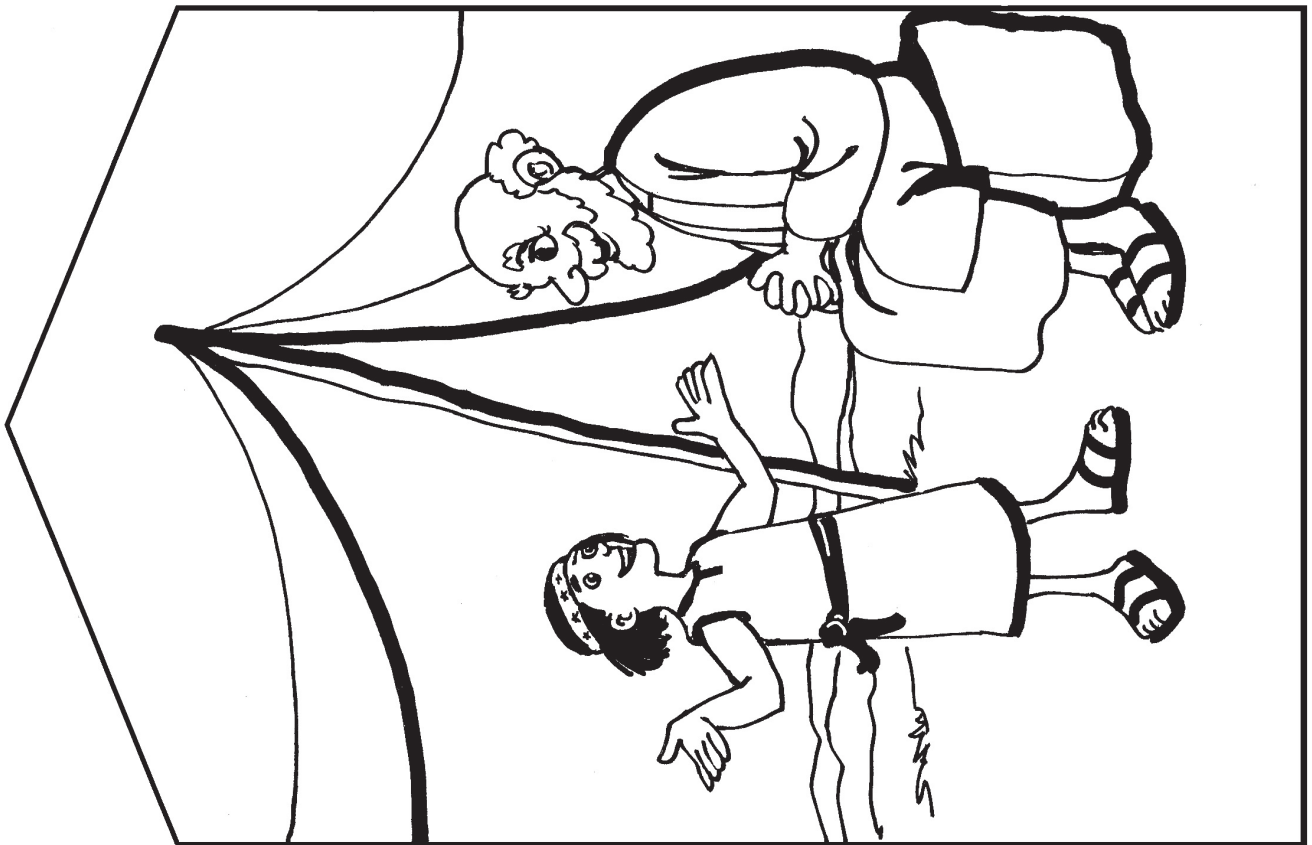
Across

1. The servant asked Rebekah to get him a _____.
2. ____ chose Rebekah to be Isaac's wife.
3. God _____ prayer.
4. The servant loaded the _____ with gifts.
5. Isaac _____ to God to let Rebekah have a baby.
6. Abraham and Isaac put their _____ in God.

Down

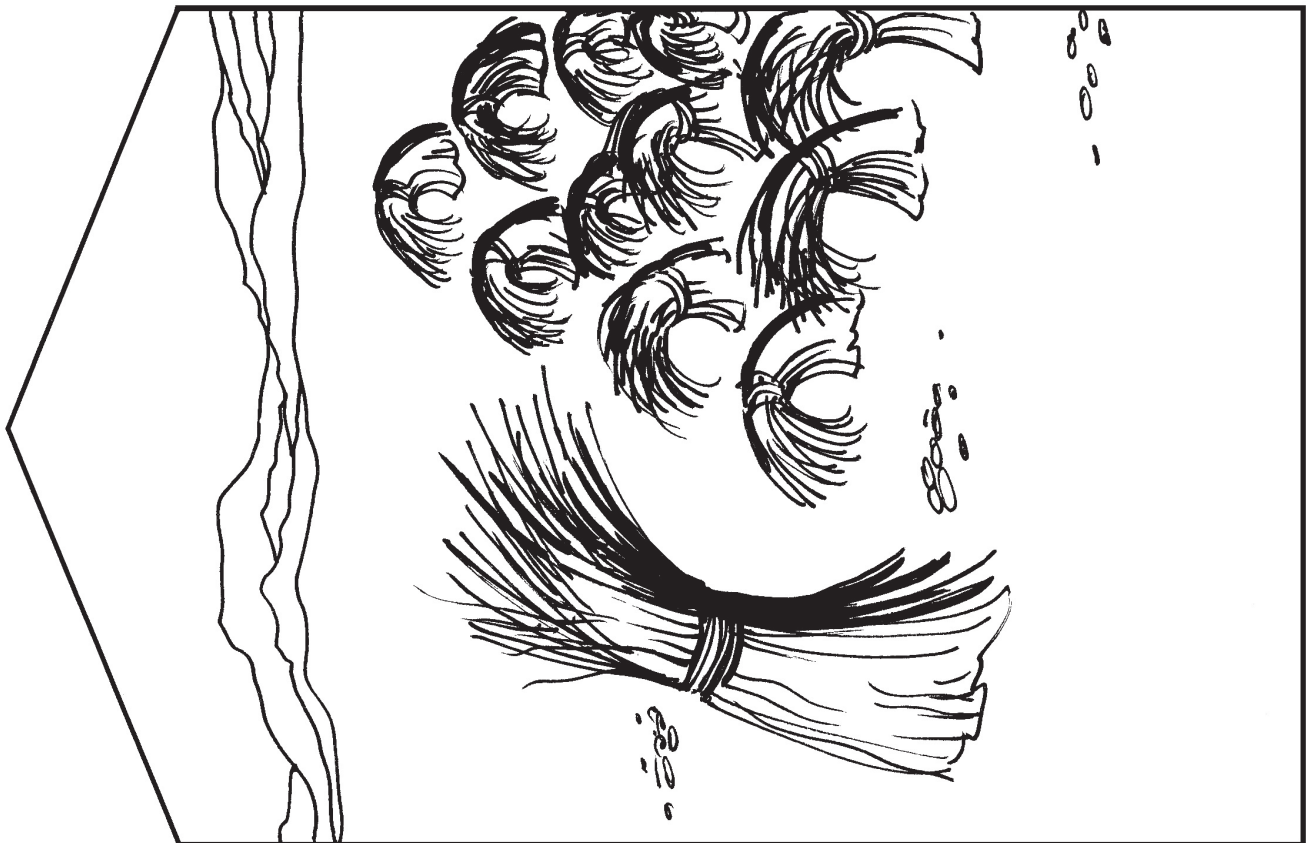
7. _____ was Abraham's son.
8. Abraham's _____ prayed to God.
9. _____ was Rebekah's brother.





© The Good Book Company 2005

The purchaser of CLICK Unit 2 (5-7s) is entitled to photocopy this page for use with his or her group.



© The Good Book Company 2005

The purchaser of CLICK Unit 2 (5-7s) is entitled to photocopy this page for use with his or her group.



© The Good Book Company 2005

The purchaser of CLICK Unit 2 (5-7s) is entitled to photocopy this page for use with his or her group.


JOSEPH



Your family will be a blessing to all people. Genesis 28:14b (CEV)

© The Good Book Company 2005

The purchaser of CLICK Unit 2 (5-7s) is entitled to photocopy this page for use with his or her group.



*God is in control. He has made me governor of Egypt
so our family may be saved.*

Cut along the thick black lines.
Fold along the dotted lines
to form a base for the
figure of Joseph.

