






# CLICK<sup>®</sup> 3-5<sub>s</sub> PLANNING SHEET

Use this sheet to plan your session—or fill it in quickly at the end of the session so that the leader next week knows what has been taught, how the session went, which songs were sung etc. You may find it helpful to keep these planning sheets in a ringbinder at church.

Session: \_\_\_\_\_

Date: \_\_\_\_\_

Leader's name: \_\_\_\_\_

 <b>Start up</b>	<b>Comments</b>
 <b>Bible focus</b>	
 <b>Teaching time</b>	
 <b>Bringing it together</b>	
 <b>Activities</b>	

Notes for next week:







# CLICK<sup>®</sup> 5-7s PLANNING SHEET

Use this sheet to plan your session—or fill it in quickly at the end of the session so that the leader next week knows what has been taught, how the session went, which songs were sung etc. You may find it helpful to keep these planning sheets in a ringbinder at church.

Session: \_\_\_\_\_

Date: \_\_\_\_\_

Leader's name: \_\_\_\_\_

 <b>Start up</b>	<b>Comments</b>
 <b>Chat time</b>	
 <b>Bible focus</b>	
 <b>Teaching time</b>	
 <b>Activities</b>	
 <b>Bringing it together &amp; prayer</b>	

Notes for next week:







# CLICK<sup>®</sup> 8-11s PLANNING SHEET

Use this sheet to plan your session—or fill it in quickly at the end of the session so that the leader next week knows what has been taught, how the session went, which songs were sung etc. You may find it helpful to keep these planning sheets in a ringbinder at church.

Session: \_\_\_\_\_

Date: \_\_\_\_\_

Leader's name: \_\_\_\_\_

 <b>Start up</b>	<b>Comments</b>
 <b>Chat time</b>	
 <b>Bible focus</b>	
 <b>Teaching time</b>	
 <b>Activities</b>	
 <b>Bringing it together &amp; prayer</b>	

Notes for next week: